

The Corporation of the City of Kawartha Lakes
Agenda
O.P.P. Detachment Board Meeting

CKLOPP2025-01

Tuesday, January 28, 2025

9:30 A.M.

Weldon Room

City Hall

26 Francis Street, Lindsay, Ontario K9V 5R8

Members:

Councillor Mike Perry

Councillor Tracy Richardson

Councillor Pat Warren

Andrew Veale, Provincial Appointee

Kimberly Johnston, Municipal Appointee

Accessible formats and communication supports are available upon request. The City of Kawartha Lakes is committed to accessibility for persons with disabilities. Please contact AgendaItems@kawarthalakes.ca if you have an accessible accommodation request.

1.	Call to Order	
1.1	Oath or Affirmation of Office for the Members of the City of Kawartha Lakes O.P.P Detachment Board	
1.2	Appointment of Chair	
1.3	Appointment of Vice Chair	
2.	Administrative Business	
2.1	Adoption of Agenda	
2.2	Declaration of Pecuniary Interest	
2.3	Adoption of Minutes from Previous Meeting	3 - 6
	City of Kawartha Lakes O.P.P. Detachment Board Meeting, June 26, 2024	
3.	Deputations	
4.	New Business	
4.1	CKLOPP2025-01.4.1	
	Review of the Draft Terms of Reference for the City of Kawartha Lakes O.P.P. Detachment Board	
4.2	CKLOPP2025-01.4.2	
	Review of the Orientation Package for Committees, Boards and Task Forces	
4.3	CKLOPP2025-01.4.3	7 - 22
	City of Kawartha Lakes OPP Detachment Detachment Board Report	
5.	Other Business	
6.	Adjournment	

The Corporation of the City of Kawartha Lakes
Minutes
O.P.P. Detachment Board Meeting

CKLOPP2024-01
Wednesday, June 26, 2024
3:30 P.M.
Victoria Room
City Hall
26 Francis Street, Lindsay, Ontario K9V 5R8

Members:
Councillor Ron Ashmore
Councillor Tracy Richardson
Councillor Pat Warren
Andrew Veale (Provincial Appointee)
Vacancy (Municipal Appointee)

Accessible formats and communication supports are available upon request. The City of Kawartha Lakes is committed to accessibility for persons with disabilities. Please contact AgendaItems@kawarthalakes.ca if you have an accessible accommodation request.

1. Call to Order

The Meeting was called to order at 3:34 p.m. with Councillors R. Ashmore, T. Richardson, P. Warren and Provincial Appointee A. Veale in attendance.

Detachment Commander Inspector T. Tatchell, City Clerk C. Ritchie and Deputy Clerk S. O'Connell were also in attendance.

Chief Administrative Officer R. Taylor arrived at 4:23 p.m.

1.1 Appointment of Chair

It was noted that it would be beneficial to defer the appointment of Chair until the public appointee to the City of Kawartha Lakes O.P.P. Detachment Board has been confirmed.

KLOPP2024-01

Moved By Councillor Warren

Seconded By Councillor Ashmore

That Councillor Richardson be appointed as temporary Chair of the City of Kawartha Lakes O.P.P. Detachment Board.

Carried

1.2 Appointment of Vice-Chair

The appointment of Vice-Chair was deferred until the public appointee to the City of Kawartha Lakes O.P.P. Detachment Board has been confirmed.

2. Administrative Business

2.1 Adoption of Agenda

That the Agenda for the City of Kawartha Lakes O.P.P. Detachment Board Meeting of June 26, 2024, be approved.

Carried

2.2 Declaration of Pecuniary Interest

There were no declarations of pecuniary interest disclosed.

2.3 Adoption of Minutes from Previous Meeting

There were no minutes to be adopted.

3. Deputations

4. Orientation Training

4.1 CKLOPP2024-01.4.1

Memorandum dated April 30, 2024 from Mayor Elmslie Regarding the City of Kawartha Lakes O.P.P. Detachment Board

The Board reviewed the Memorandum from Mayor Elmslie regarding the City of Kawartha Lakes O.P.P. Detachment Board which was considered by Council at the Regular Council Meeting that was held on April 30 2024.

KLOPP2024-003

Moved By Councillor Warren

Seconded By A. Veale

That the Memorandum dated April 30, 2024 from Mayor Elmslie, **regarding the City of Kawartha Lakes O.P.P. Detachment Board**, be received for information.

Carried

4.2 CKLOPP2024-01.4.2

Review of Draft Terms of Reference for the City of Kawartha Lakes O.P.P. Detachment Board

KLOPP2024-004

Moved By Councillor Warren

Seconded By A. Veale

That the Draft Terms of Reference for the City of Kawartha Lakes O.P.P. Detachment Board be received for information.

Carried

4.3 CKLOPP2024-01.4.3

Review of the Orientation Package for Committees, Boards and Task Forces

The Board reviewed the Orientation Package for Committees, Boards and Task Forces that was provided by the Clerk's Office. The Orientation Package was assembled to supply members with reference information on a board membership and rules that all municipalities must follow during Board deliberations.

KLOPP2024-005

Moved By Councillor Warren

Seconded By Councillor Ashmore

That the Orientation Package for Committees, Boards and Task Forces, be received for information purposes.

Carried

5. New Business

5.1 Detachment Commander Report

Detachment Commander, Inspector T. Tatchell, provided an overview of the Detachment Report for the City of Kawartha Lakes O.P.P. Detachment. The overview included a summary of the statistics that have been analyzed by the Detachment.

KLOPP2024-006

Moved By Councillor Warren

Seconded By A. Veale

That the Detachment Commander Report provided by Detachment Commander Inspector T. Tatchell be received for information purposes.

Carried

6. Other Business

7. Adjournment

KLOPP2024-007

Moved By Councillor Warren

Seconded By A. Veale

That the Meeting adjourn at 4:37 p.m.

Carried



CITY OF KAWARTHA LAKES OPP DETACHMENT

DETACHMENT BOARD REPORT

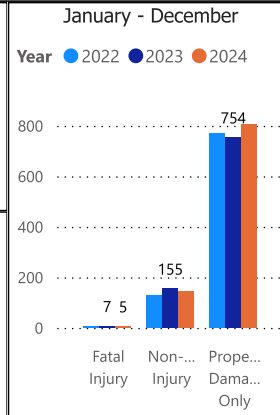
JANUARY 2025



**OPP Detachment Board Report
Collision Reporting System
January - December 2024**

Motor Vehicle Collisions by Type						
January - December						
Year	2022		2023		2024	
CollisionType	Incidents	% Change	Incidents	% Change	Incidents	% Change
Fatal Injury	5	--	7	40.0%	5	-28.6%
Non-Fatal Injury	130	--	155	19.2%	146	-5.8%
Property Damage Only	771	--	754	-2.2%	804	6.6%
Total	906	--	916	1.1%	955	4.3%

YTD						
Year	2022		2023		2024	
CollisionType	Incidents	% Change	Incidents	% Change	Incidents	% Change
Fatal Injury	5	--	7	40.0%	5	-28.6%
Non-Fatal Injury	130	--	155	19.2%	146	-5.8%
Property Damage Only	771	--	754	-2.2%	804	6.6%
Total	906	--	916	1.1%	955	4.3%



Data source (Collision Reporting System) date:
13-Jan-2025

Detachment: 1J - CITY OF KAWARTHA LAKES
Location code(s): 1J00 - CITY OF KAWARTHA LAKES

Area(s): ALL
Data source date:
13-Jan-2025

Report Generated on:
16-Jan-2025 2:47:02 PM



**OPP Detachment Board Report
Collision Reporting System
January - December 2024**

Fatalities in Detachment Area - Incidents

January - December									
Type	Motor Vehicle			Motorized Snow Vehicle			Off-Road Vehicle		
Year	Alcohol/Drugs	Incidents	% Change	Alcohol/Drugs	Incidents	% Change	Alcohol/Drugs	Incidents	% Change
2022	0	5	--	0	0	--	0	0	--
2023	0	6	20.0%	1	1	--	0	0	--
2024	1	5	-16.7%	0	0	-100.0%	0	0	--

YTD									
Type	Motor Vehicle			Motorized Snow Vehicle			Off-Road Vehicle		
Year	Alcohol/Drugs	Incidents	% Change	Alcohol/Drugs	Incidents	% Change	Alcohol/Drugs	Incidents	% Change
2022	0	5	--	0	0	--	0	0	--
2023	0	6	20.0%	1	1	--	0	0	--
2024	1	5	-16.7%	0	0	-100.0%	0	0	--

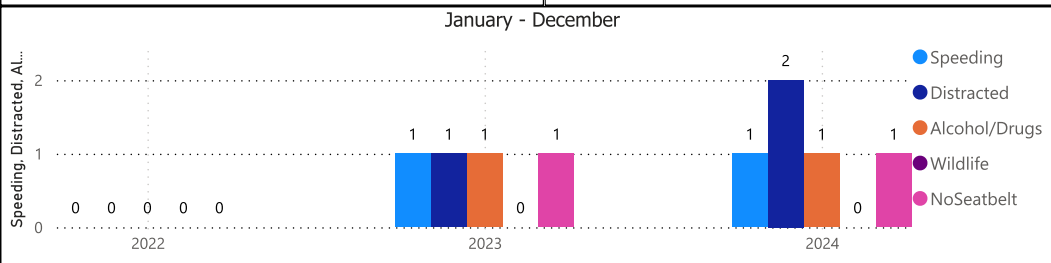
Fatalities in Detachment Area - Persons Killed

January - December						
Type	Motor Vehicle		Motorized Snow Vehicle		Off-Road Vehicle	
Year	Persons Killed	% Change	Persons Killed	% Change	Persons Killed	% Change
2022	5	--	0	--	0	--
2023	6	20.0%	1	--	0	--
2024	5	-16.7%	0	-100.0%	0	--

YTD						
Type	Motor Vehicle		Motorized Snow Vehicle		Off-Road Vehicle	
Year	Persons Killed	% Change	Persons Killed	% Change	Persons Killed	% Change
2022	5	--	0	--	0	--
2023	6	20.0%	1	--	0	--
2024	5	-16.7%	0	-100.0%	0	--

Primary Causal Factors in Fatal Motor Vehicle Collisions

January - December				YTD			
	2022	2023	2024		2022	2023	2024
Speeding	0	1	1	Speeding	0	1	1
Speeding % Change	--	--	0.0%	Speeding % Change	--	--	0.0%
Distracted	0	1	2	Distracted	0	1	2
Distracted % Change	--	--	100.0%	Distracted % Change	--	--	100.0%
Alcohol/Drugs	0	1	1	Alcohol/Drugs	0	1	1
Alcohol/Drugs % Change	--	--	0.0%	Alcohol/Drugs % Change	--	--	0.0%
Wildlife	0	0	0	Wildlife	0	0	0
Wildlife % Change	--	--	--	Wildlife % Change	--	--	--
NoSeatbelt	0	1	1	NoSeatbeltYTD	0	1	1
NoSeatbelt YoY%	--	--	0.0%	NoSeatbeltYTD YoY%	--	--	0.0%



Data source (Collision Reporting System) date:
13-Jan-2025

Detachment: 1J - CITY OF KAWARTHA LAKES
Location code(s): 1J00 - CITY OF KAWARTHA LAKES

Area(s): ALL
Data source date:
13-Jan-2025

Report Generated on:
16-Jan-2025 2:47:02 PM



**OPP Detachment Board Report
Records Management System
January - December 2024**

Criminal Code and Provincial Statute Charges Laid

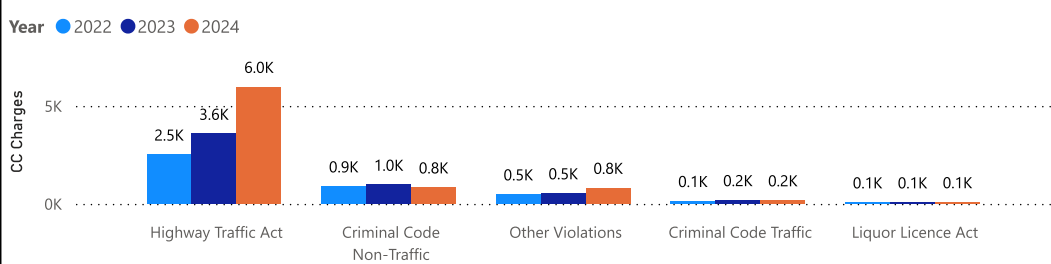
January - December

Year	2022		2023		2024	
ChargeCategory1	Offence Count	% Change	Offence Count	% Change	Offence Count	% Change
Criminal Code Non-Traffic	892	--	974	9.2%	838	-14.0%
Criminal Code Traffic	144	--	188	30.6%	180	-4.3%
Highway Traffic Act	2,515	--	3,577	42.2%	5,973	67.0%
Liquor Licence Act	73	--	74	1.4%	83	12.2%
Other Violations	484	--	539	11.4%	817	51.6%
Total	4,108	--	5,352	30.3%	7,891	47.4%

YTD

Year	2022		2023		2024	
ChargeCategory1	Offence Count	% Change	Offence Count	% Change	Offence Count	% Change
Criminal Code Non-Traffic	892	--	974	9.2%	838	-14.0%
Criminal Code Traffic	144	--	188	30.6%	180	-4.3%
Highway Traffic Act	2,515	--	3,577	42.2%	5,973	67.0%
Liquor Licence Act	73	--	74	1.4%	83	12.2%
Other Violations	484	--	539	11.4%	817	51.6%
Total	4,108	--	5,352	30.3%	7,891	47.4%

January - December



Traffic Related Charges

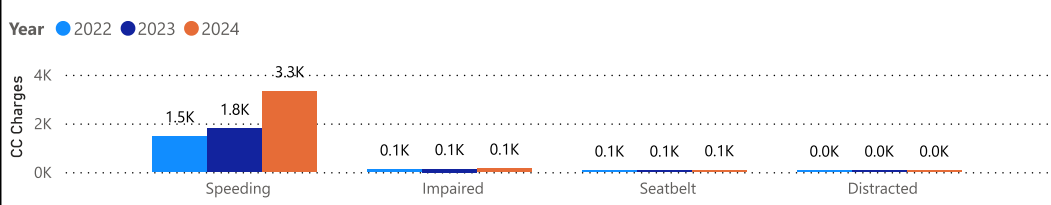
January - December

Year	2022		2023		2024	
ChargeCategory2	Offence Count	% Change	Offence Count	% Change	Offence Count	% Change
Speeding	1,469	--	1,777	21.0%	3,318	86.7%
Seatbelt	61	--	60	-1.6%	76	26.7%
Impaired	106	--	124	17.0%	141	13.7%
Distracted	4	--	10	150.0%	31	210.0%

YTD

Year	2022		2023		2024	
ChargeCategory2	Offence Count	% Change	Offence Count	% Change	Offence Count	% Change
Speeding	1,469	--	1,777	21.0%	3,318	86.7%
Seatbelt	61	--	60	-1.6%	76	26.7%
Impaired	106	--	124	17.0%	141	13.7%
Distracted	4	--	10	150.0%	31	210.0%

January - December



Detachment: 1J - CITY OF KAWARTHA LAKES

Location code(s): 1J00 - CITY OF KAWARTHA LAKES

Area(s): ALL

Data source date:

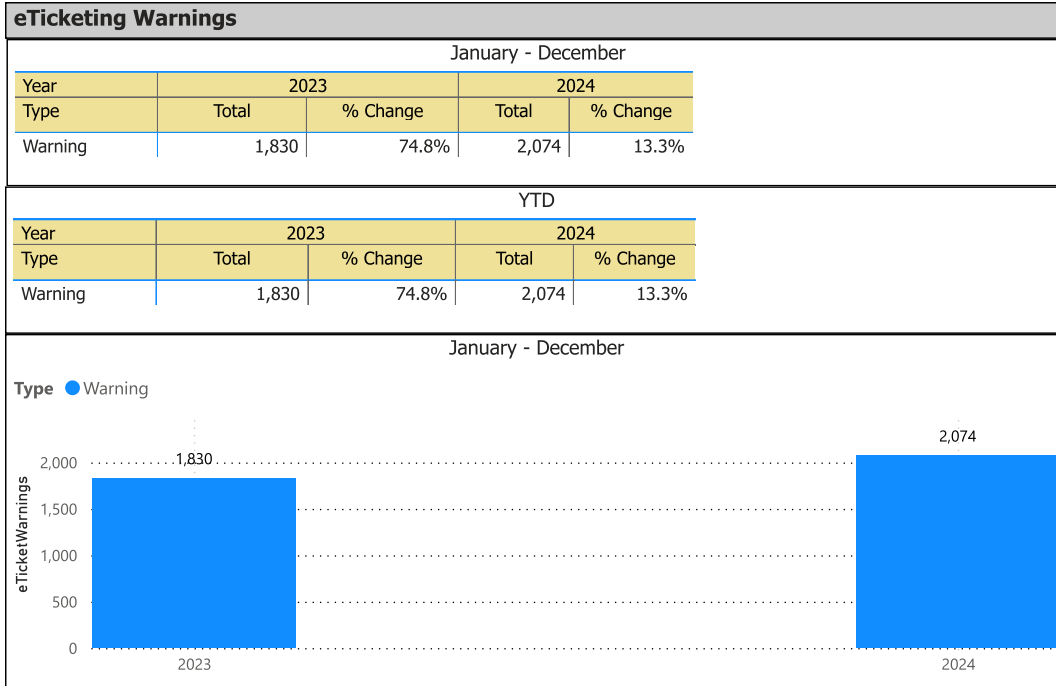
13-Jan-25

Report Generated on:

16-Jan-2025 2:47:02 PM



**OPP Detachment Board Report
Records Management System
January - December 2024**



Note: The eTicketing system was not fully implemented until the end of 2022, therefore data is only available beginning in 2023. % Change in 2023 may appear higher in this report due to the incomplete 2022 data.

Detachment: 1J - CITY OF KAWARTHA LAKES

Location code(s): 1J00 - CITY OF KAWARTHA LAKES

Area(s): ALL

Data source date:

13-Jan-25

Report Generated on:

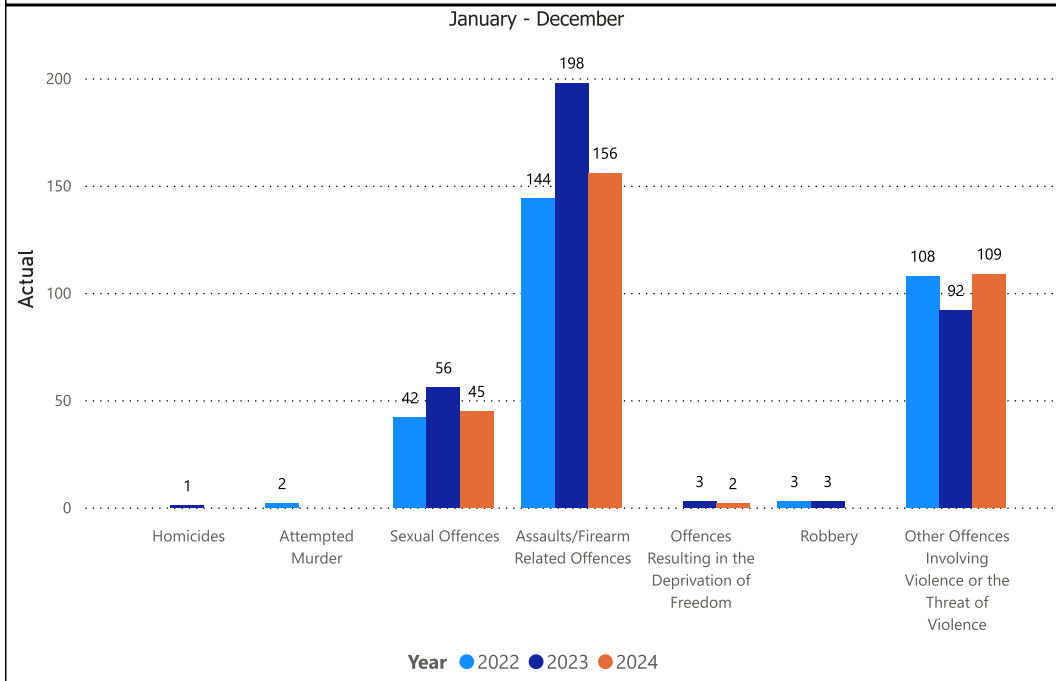
16-Jan-2025 2:50:30 PM



OPP Detachment Board Report Records Management System January - December 2024

Violent Crime						
January-December						
Year	2022		2023		2024	
ViolationGrp	Actual	% Change	Actual	% Change	Actual	% Change
Homicides	0	--	1	--	0	-100.0%
Other Offences Causing Death	0	--	0	--	0	--
Attempted Murder	2	--	0	-100.0%	0	--
Sexual Offences	42	--	56	33.3%	45	-19.6%
Assaults/Firearm Related Offences	144	--	198	37.5%	156	-21.2%
Offences Resulting in the Deprivation of Freedom	0	--	3	--	2	-33.3%
Robbery	3	--	3	0.0%	0	-100.0%
Other Offences Involving Violence or the Threat of Violence	108	--	92	-14.8%	109	18.5%
Offences in Relation to Sexual Services	0	--	0	--	0	--
Total	299	--	353	18.1%	312	-11.6%

YTD						
Year	2022		2023		2024	
ViolationGrp	Actual	% Change	Actual	% Change	Actual	% Change
Homicides	0	--	1	--	0	-100.0%
Other Offences Causing Death	0	--	0	--	0	--
Attempted Murder	2	--	0	-100.0%	0	--
Sexual Offences	42	--	56	33.3%	45	-19.6%
Assaults/Firearm Related Offences	144	--	198	37.5%	156	-21.2%
Offences Resulting in the Deprivation of Freedom	0	--	3	--	2	-33.3%
Robbery	3	--	3	0.0%	0	-100.0%
Other Offences Involving Violence or the Threat of Violence	108	--	92	-14.8%	109	18.5%
Offences in Relation to Sexual Services	0	--	0	--	0	--
Total	299	--	353	18.1%	312	-11.6%



Detachment: 1J - CITY OF KAWARTHA LAKES

Location code(s): 1J00 - CITY OF KAWARTHA LAKES

Area(s): ALL

Data source date:
13-Jan-2025

Report Generated on:
16-Jan-2025 2:47:02 PM



**OPP Detachment Board Report
Records Management System
January - December 2024**

Property Crime

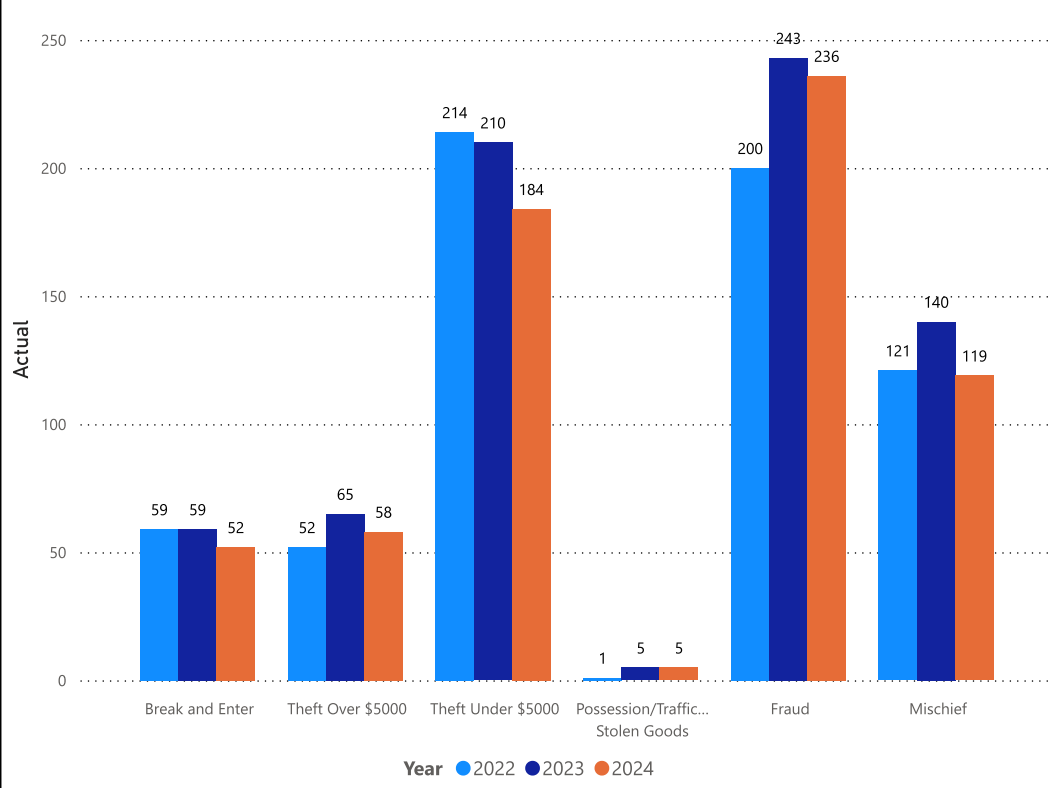
January - December

Year	2022		2023		2024	
	Actual	% Change	Actual	% Change	Actual	% Change
Arson	0	--	0	--	0	--
Break and Enter	59	--	59	0.0%	52	-11.9%
Theft Over \$5000	52	--	65	25.0%	58	-10.8%
Theft Under \$5000	214	--	210	-1.9%	184	-12.4%
Possession/Trafficking Stolen Goods	1	--	5	400.0%	5	0.0%
Fraud	200	--	243	21.5%	236	-2.9%
Mischief	121	--	140	15.7%	119	-15.0%
Total	647	--	722	11.6%	654	-9.4%

YTD

Year	2022		2023		2024	
	Actual	% Change	Actual	% Change	Actual	% Change
Arson	0	--	0	--	0	--
Break and Enter	59	--	59	0.0%	52	-11.9%
Theft Over \$5000	52	--	65	25.0%	58	-10.8%
Theft Under \$5000	214	--	210	-1.9%	184	-12.4%
Possession/Trafficking Stolen Goods	1	--	5	400.0%	5	0.0%
Fraud	200	--	243	21.5%	236	-2.9%
Mischief	121	--	140	15.7%	119	-15.0%
Total	647	--	722	11.6%	654	-9.4%

January - December



Detachment: 1J - CITY OF KAWARTHA LAKES

Location code(s): 1J00 - CITY OF KAWARTHA LAKES

Area(s): ALL

Data source date:

13-Jan-2025

Report Generated on:

16-Jan-2025 2:47:02 PM



**OPP Detachment Board Report
Records Management System
January - December 2024**

Drug Crime

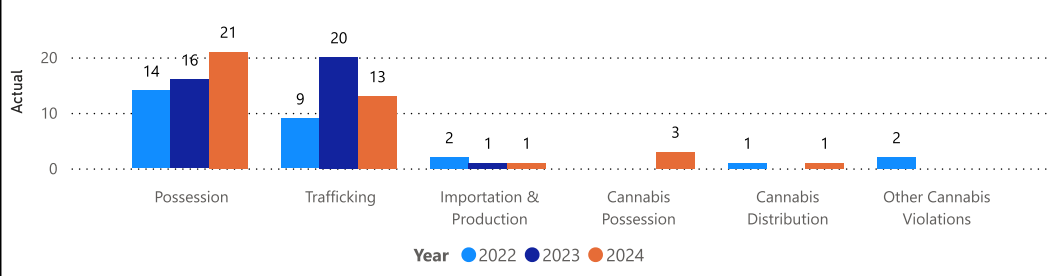
January - December

Year	2022		2023		2024	
ViolationGrp	Actual	% Change	Actual	% Change	Actual	% Change
Possession	14	--	16	14.3%	21	31.3%
Trafficking	9	--	20	122.2%	13	-35.0%
Importation & Production	2	--	1	-50.0%	1	0.0%
Cannabis Possession	0	--	0	--	3	--
Cannabis Distribution	1	--	0	-100.0%	1	--
Cannabis Sale	0	--	0	--	0	--
Cannabis Importation & Exportation	0	--	0	--	0	--
Cannabis Production	0	--	0	--	0	--
Other Cannabis Violations	2	--	0	-100.0%	0	--
Total	28	--	37	32.1%	39	5.4%

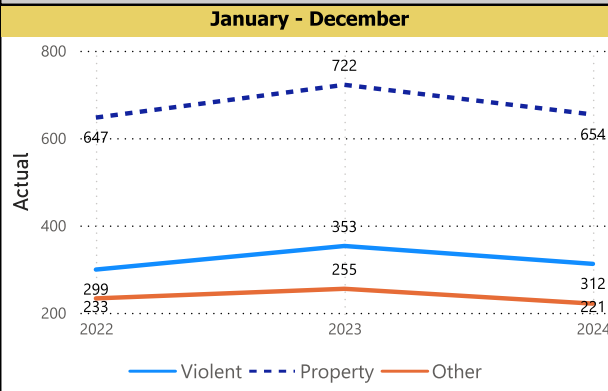
YTD

Year	2022		2023		2024	
ViolationGrp	Actual	% Change	Actual	% Change	Actual	% Change
Possession	14	--	16	14.3%	21	31.3%
Trafficking	9	--	20	122.2%	13	-35.0%
Importation & Production	2	--	1	-50.0%	1	0.0%
Cannabis Possession	0	--	0	--	3	--
Cannabis Distribution	1	--	0	-100.0%	1	--
Cannabis Sale	0	--	0	--	0	--
Cannabis Importation & Exportation	0	--	0	--	0	--
Cannabis Production	0	--	0	--	0	--
Other Cannabis Violations	2	--	0	-100.0%	0	--
Total	28	--	37	32.1%	39	5.4%

January - December



Top 3 Violation Types | **Top 5 Violation Groups**



ViolationGrp	2022	2023	2024	Total
Fraud	200	243	236	679
Theft Under \$5000	214	210	184	608
Failure to Comply	178	183	158	519
Assaults/Firearm Related Offences	144	198	156	498
Provincial Statutes	133	122	128	383

Detachment: 1J - CITY OF KAWARTHA LAKES

Location code(s): 1J00 - CITY OF KAWARTHA LAKES

Area(s): ALL

Data source date:
13-Jan-2025

Report Generated on:
16-Jan-2025 2:47:02 PM



**OPP Detachment Board Report
Records Management System
January - December 2024**

Other Crime Occurrences

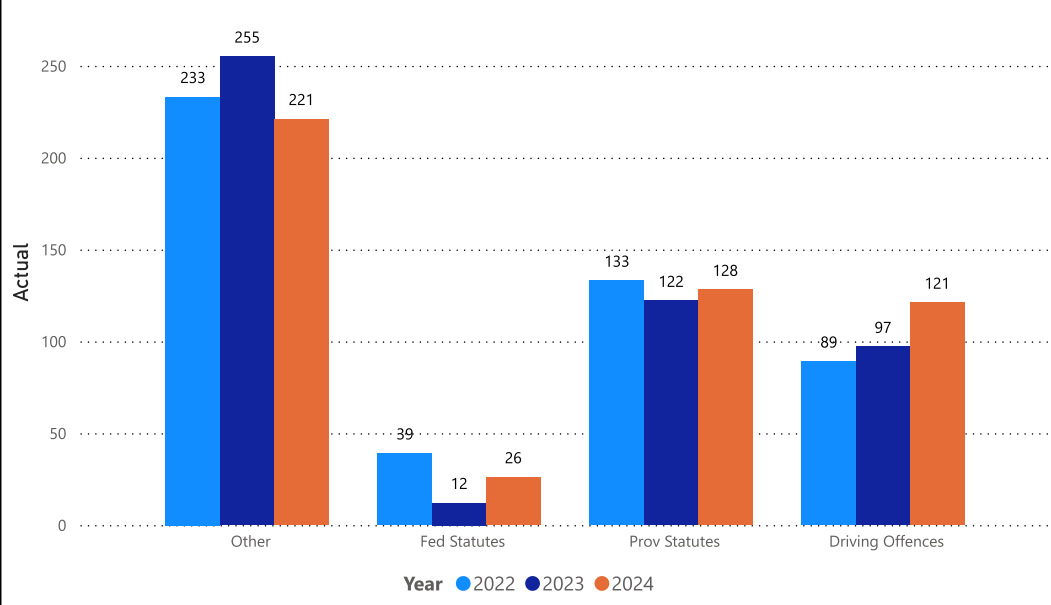
January - December

Year	2022		2023		2024	
	Actual	% Change	Actual	% Change	Actual	% Change
Other	233	--	255	9.4%	221	-13.3%
Fed Statutes	39	--	12	-69.2%	26	116.7%
Prov Statutes	133	--	122	-8.3%	128	4.9%
Driving Offences	89	--	97	9.0%	121	24.7%
Total	494	--	486	-1.6%	496	2.1%

YTD

Year	2022		2023		2024	
	Actual	% Change	Actual	% Change	Actual	% Change
Other	233	--	255	9.4%	221	-13.3%
Fed Statutes	39	--	12	-69.2%	26	116.7%
Prov Statutes	133	--	122	-8.3%	128	4.9%
Driving Offences	89	--	97	9.0%	121	24.7%
Total	494	--	486	-1.6%	496	2.1%

January - December



Detachment: 1J - CITY OF KAWARTHA LAKES
Location code(s): 1J00 - CITY OF KAWARTHA LAKES

Area(s): ALL
Data source date:
13-Jan-2025

Report Generated on:
16-Jan-2025 2:47:02 PM



**OPP Detachment Board Report
Records Management System
January - December 2024**

Clearance Rate

January - December

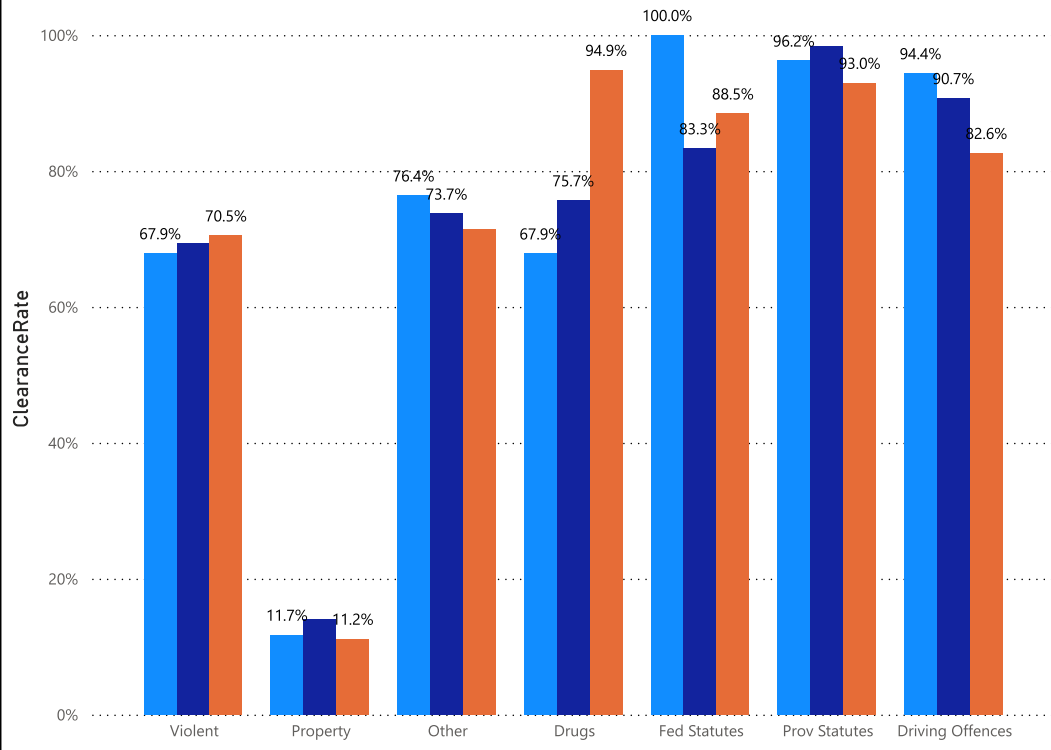
Year	2022		2023		2024	
	%	% Change	%	% Change	%	% Change
Violent	67.9%	--	69.4%	2.2%	70.5%	1.6%
Property	11.7%	--	14.0%	19.1%	11.2%	-20.2%
Other	76.4%	--	73.7%	-3.5%	71.5%	-3.0%
Drugs	67.9%	--	75.7%	11.5%	94.9%	25.4%
Fed Statutes	100.0%	--	83.3%	-16.7%	88.5%	6.2%
Prov Statutes	96.2%	--	98.4%	2.2%	93.0%	-5.5%
Driving Offences	94.4%	--	90.7%	-3.9%	82.6%	-8.9%

YTD

Year	2022		2023		2024	
	%	% Change	%	% Change	%	% Change
Violent	67.9%	--	69.4%	2.2%	70.5%	1.6%
Property	11.7%	--	14.0%	19.1%	11.2%	-20.2%
Other	76.4%	--	73.7%	-3.5%	71.5%	-3.0%
Drugs	67.9%	--	75.7%	11.5%	94.9%	25.4%
Fed Statutes	100.0%	--	83.3%	-16.7%	88.5%	6.2%
Prov Statutes	96.2%	--	98.4%	2.2%	93.0%	-5.5%
Driving Offences	94.4%	--	90.7%	-3.9%	82.6%	-8.9%

January - December

Year ● 2022 ● 2023 ● 2024



Detachment: 1J - CITY OF KAWARTHA LAKES

Location code(s): 1J00 - CITY OF KAWARTHA LAKES

Area(s): ALL

Data source date:

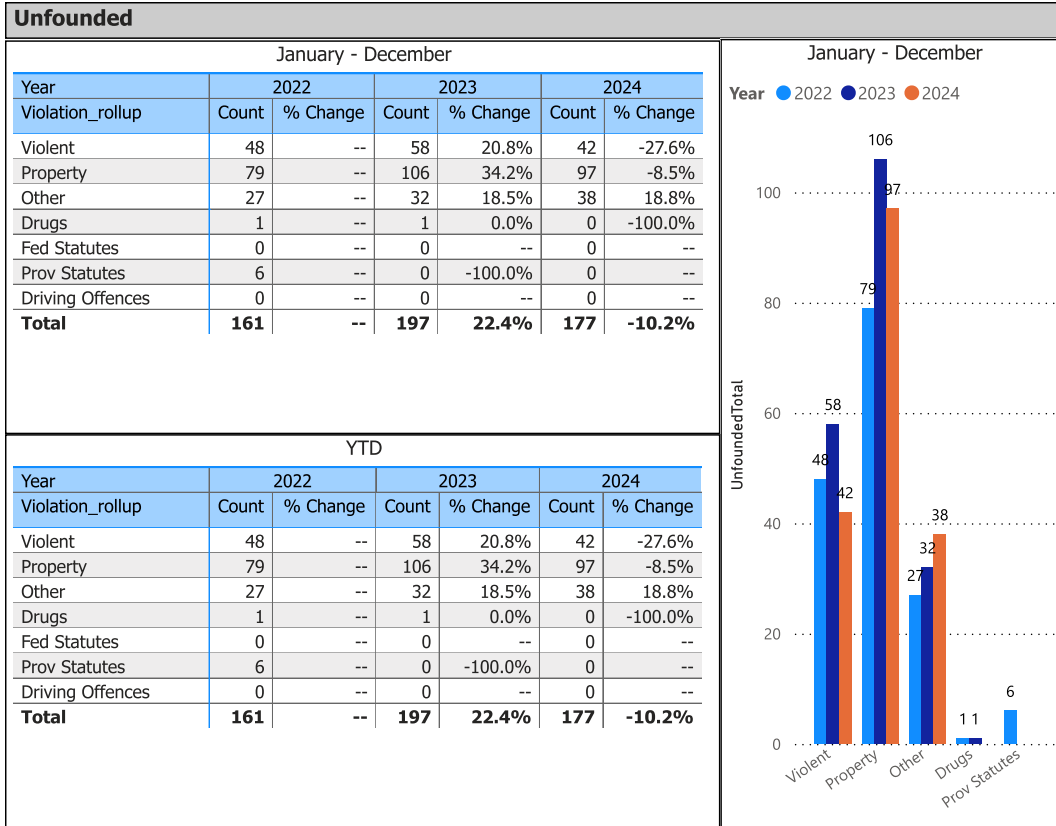
13-Jan-2025

Report Generated on:

16-Jan-2025 2:47:02 PM



OPP Detachment Board Report Records Management System January - December 2024



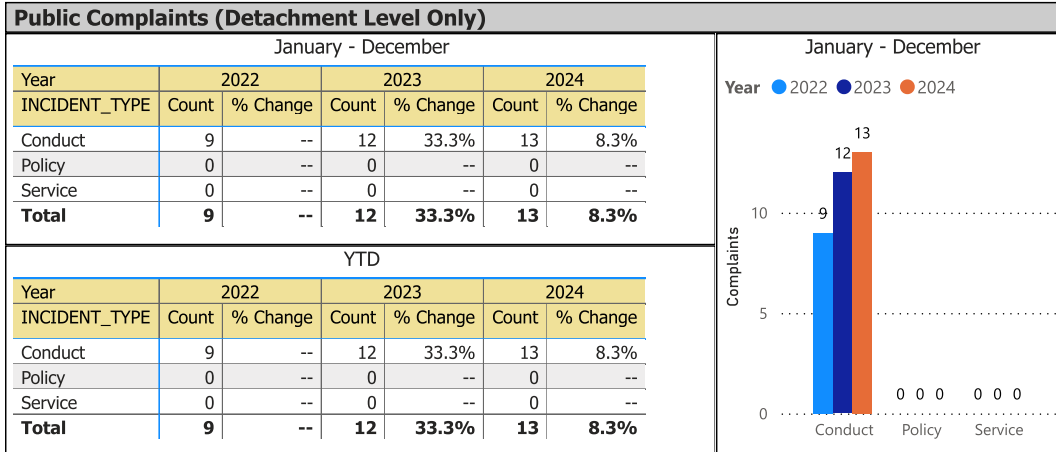
Detachment: 1J - CITY OF KAWARTHA LAKES
 Location code(s): 1J00 - CITY OF KAWARTHA LAKES

Area(s): ALL
 Data source date:
 13-Jan-2025

Report Generated on:
 16-Jan-2025 2:47:02 PM



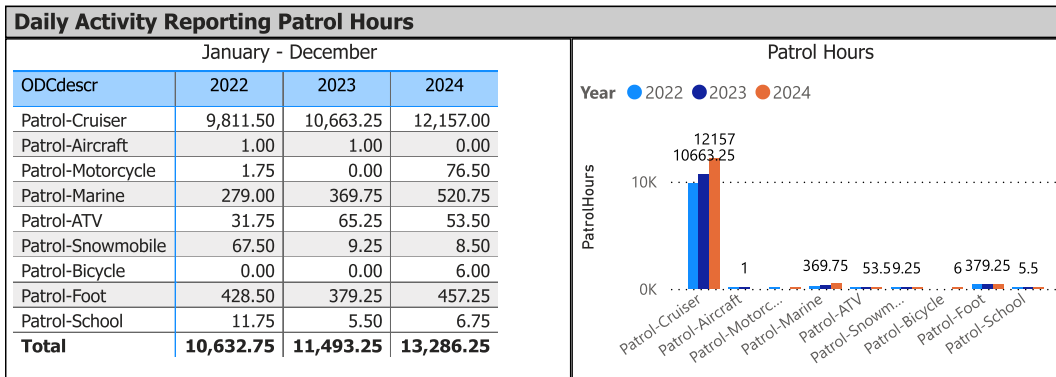
OPP Detachment Board Report Records Management System January - December 2024



Data source: RMS Data Feed
Ontario Provincial Police, Professional Standards Bureau Commander Reports - File Manager System

Data source date:
13-Jan-2025

Daily Activity Reporting



Data source (Daily Activity Reporting System) date:
13-Jan-2025

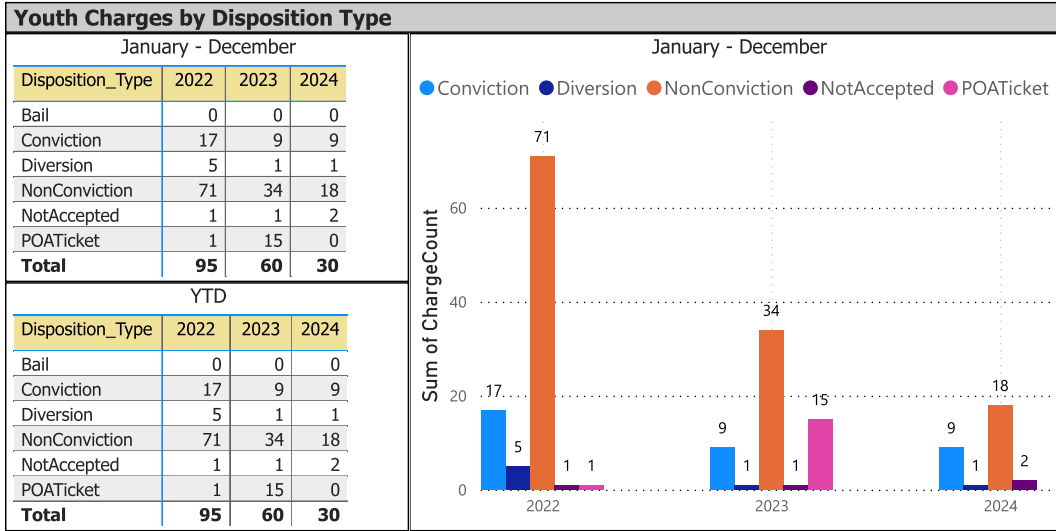
Detachment: 1J - CITY OF KAWARTHA LAKES
Location code(s): 1J00 - CITY OF KAWARTHA LAKES

Data source date:
13-Jan-2025

Report Generated on:
16-Jan-2025 2:47:02 PM



**OPP Detachment Board Report
Records Management System
January - December 2024**



Youth Charges by Disposition and Occurrence Type

January - December							
Year	2024						Total
OccType	Bail	Conviction	Diversion	NonConviction	NotAccepted	POATicket	
Assault	0	5	0	10	0	0	15
Domestic dispute		1	0	0	0	0	1
Drug offences		0	0	3	0	0	3
Harassment		0	0	1	0	0	1
Impaired/over 80		1	0	3	2	0	6
Mischief		2	1	1	0	0	4
Total	0	9	1	18	2	0	30

YTD							
Year	2024						Total
OccType	Bail	Conviction	Diversion	NonConviction	NotAccepted	POATicket	
Assault	0	5	0	10	0	0	15
Domestic dispute		1	0	0	0	0	1
Drug offences		0	0	3	0	0	3
Harassment		0	0	1	0	0	1
Impaired/over 80		1	0	3	2	0	6
Mischief		2	1	1	0	0	4
Total	0	9	1	18	2	0	30

The tables and chart on this page present summarized youth charges by disposition and occurrence type that have been recorded in the OPP Niche RMS application. Of note... the Niche data sourced for this report page only lists youth charges that have had a disposition type entered against them. Therefore, please be aware that the counts of youth charges entries on this report page are under stating the potential sum of youth charges that are in OPP Niche RMS.

Detachment: 1J - CITY OF KAWARTHA LAKES
Location code(s): 1J00 - CITY OF KAWARTHA LAKES

Area(s): ALL
Data source date:
13-Jan-2025

Report Generated on:
16-Jan-2025 2:52:42 PM



**OPP Detachment Board Report
Records Management System
January - December 2024**

Mental Health Act Occurrences		
January - December		
Year	Occurrences	Unfounded
2022	418	14
2023	355	8
2024	371	9

YTD		
Year	Occurrences	Unfounded
2022	418	14
2023	355	8
2024	371	9

Mental Health Act Occurrences by Occurrence Type		
January - December		
Year	2024	
OccurrenceType	Occurrences	Unfounded
Ambulance Assistance	5	0
Assault	10	0
Assist Other Police Agency	1	0
Attempt or threat of suicide	40	2
B-E bus/res/oth	1	0
Breach of probation	1	0
Disturb the peace	1	0
Domestic dispute	11	0
Family dispute	12	0
Fraud	2	1
Harassment	1	0
Impaired/over 80	3	0
Mental health act	254	3
Mischief	2	0
Missing person located	2	0
Neighbour dispute	2	0
Non-police matter-lo priority	1	0
Person Well-Being Check	7	0
Phone calls	1	0
Police assistance	2	0
Suspicious person	3	0
Theft	1	1
Threats	3	2
Traffic enforcement - H.T.A.	2	0
Trespass to property act	1	0
Unwanted person	1	0
Weapons	1	0
Total	371	9

Detachment: 1J - CITY OF KAWARTHA LAKES

Location codes: 1J00 - CITY OF KAWARTHA LAKES

Area(s): ALL

Data source date:

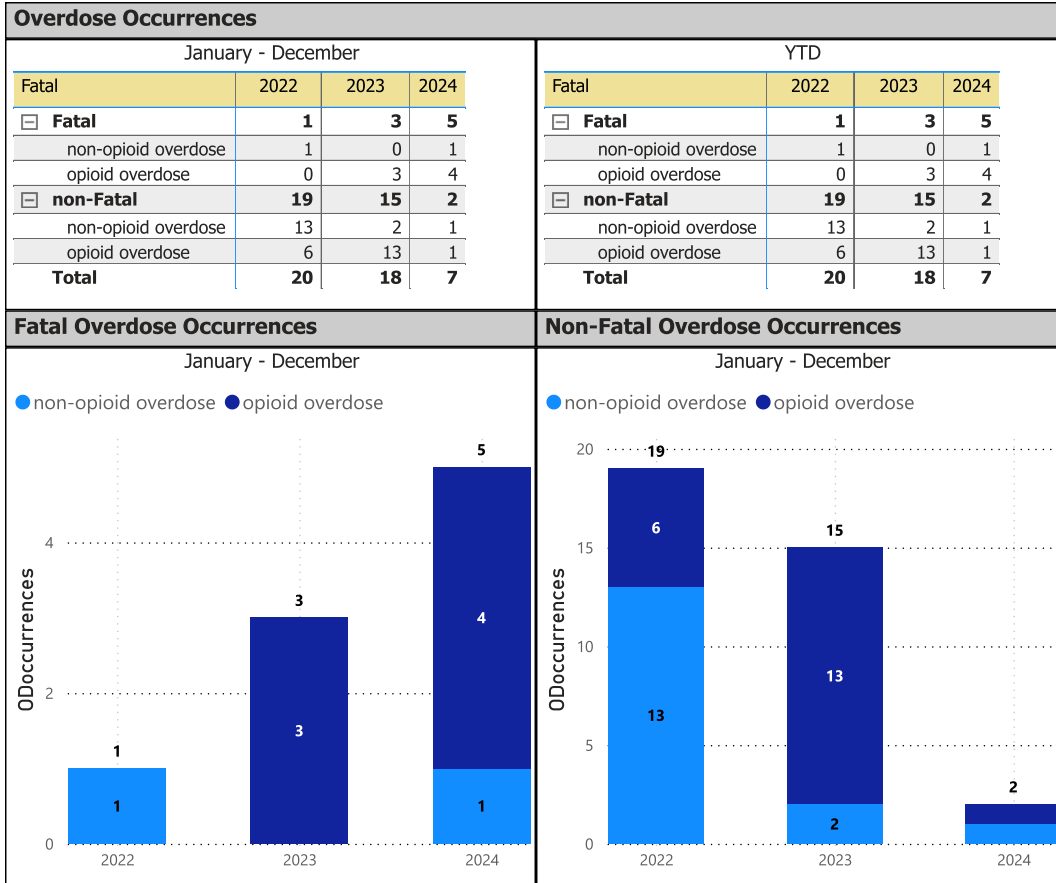
13-Jan-2025

Report Generated on:

16-Jan-2025 2:47:02 PM



**OPP Detachment Board Report
Records Management System
January - December 2024**



Detachment: 1J - CITY OF KAWARTHA LAKES
Location code(s): 1J00 - CITY OF KAWARTHA LAKES

Area(s): ALL
Data source date:
13-Jan-2025

Report Generated on:
16-Jan-2025 2:47:02 PM



OPP Detachment Board Report Records Management System January - December 2024

Referrals to Victim Service Agencies by Year			
January - December			
Year	Offered	Accepted	% Accepted
2022	951	393	41.1%
2023	1070	455	42.1%
2024	1124	392	34.8%
YTD			
Year	Offered	Accepted	% Accepted
2022	951	393	41.1%
2023	1070	455	42.1%
2024	1124	392	34.8%

Referrals to Victim Service Agencies by Occurrence Type			
January - December			
Occurrence Type	Offered	Accepted	
Domestic dis...	444	96	
Assault	188	68	
Sudden death	135	73	
Sexual assault	51	51	
Threats	35	35	
Harassment	33	33	
Motor vehicl...	21	21	
Fraud	19	19	
Mischief	19	19	
B-E bus/res/...	14	14	
Breach of pr...	13	13	
Family dispute	13	13	
Bail violations	12	12	
Theft	11	11	
Mental healt...	8	8	
Marine	7	7	
Person Well...	7	7	
Weapons	7	7	
Neighbour di...	6	6	
Police assista...	6	6	
Traffic compl...	6	6	
Cyber Enable...	5	5	
Ambulance A...	4	4	
Attempt or t...	4	4	
Fire	4	4	
Other crimin...	4	4	
Shoplift	4	4	
Stolen vehicle	4	4	
Trouble with ...	4	4	
Assist Other ...	3	3	
Harassment ...	3	3	
Impaired/ove...	3	3	

Year	Offered	Accepted
2022	951	393
2023	1070	455
2024	1124	392

Referrals Accepted (%) by Age Group				Referrals Not Offered			
January - December				January - December			
PersonAgeRange	2022	2023	2024	ServicesNotOfferedReason	2022	2023	2024
	7.9%	6.9%	4.8%		0	0	0
11 - 16	100.0%	95.8%	58.3%		0	0	0
17 - 25	100.0%	100.0%	37.2%	Victim deceased or unable to respond	4	11	2
26 - 45	99.3%	97.6%	36.1%	Victim resides outside Ontario	1	1	0
46 - 65	99.1%	99.2%	41.2%				
6 - 10	100.0%	100.0%	71.4%				
Over 65	100.0%	98.0%	47.2%				
Under 6		100.0%	6.3%				
YTD				YTD			
PersonAgeRange	2022	2023	2024	ServicesNotOfferedReason	2022	2023	2024
	7.9%	6.9%	4.8%		0	0	0
11 - 16	100.0%	95.8%	58.3%		0	0	0
17 - 25	100.0%	100.0%	37.2%	Victim deceased or unable to respond	4	11	2
26 - 45	99.3%	97.6%	36.1%	Victim resides outside Ontario	1	1	0
46 - 65	99.1%	99.2%	41.2%				
6 - 10	100.0%	100.0%	71.4%				
Over 65	100.0%	98.0%	47.2%				
Under 6		100.0%	6.3%				

Referrals Accepted (%) by Age Group			
January - December			
PersonAgeRange	2022	2023	2024
	7.9%	6.9%	4.8%
11 - 16	100.0%	95.8%	58.3%
17 - 25	100.0%	100.0%	37.2%
26 - 45	99.3%	97.6%	36.1%
46 - 65	99.1%	99.2%	41.2%
6 - 10	100.0%	100.0%	71.4%
Over 65	100.0%	98.0%	47.2%
Under 6		100.0%	6.3%

Year	Total Persons	Not Offered	Offered
2022	1.0K	0.0K	1.0K
2023	1.1K	0.0K	1.1K
2024	1.1K	0.0K	1.1K

Detachment: 1J - CITY OF KAWARTHA LAKES

Location code(s): 1J00 - CITY OF KAWARTHA LAKES

Area(s): ALL

Data source date:
13-Jan-2025

Report Generated on:
16-Jan-2025 2:47:02 PM