

Mariposa Estates Drinking Water System

Waterworks # 220012322
System Category – Small Municipal Residential

Annual Water Report

Prepared For: The City of Kawartha Lakes

Reporting Period of January 1st – December 31st, 2023

Issued: February 21, 2024

Revision: 0

Operating Authorities:



OCWA



This report has been prepared to satisfy the annual reporting requirements in O. Reg. 170/03 Section 11 and Schedule 22

Table of Contents

Annual Water Report	1
Report Availability	2
Compliance Report Card	2
System Process Description	2
Raw Source	2
Treatment	2
Treatment Chemicals used during the reporting year	3
Summary of Non-Compliance.....	3
Adverse Water Quality Incidents.....	3
Non-Compliance	3
Non-Compliance Identified in a Ministry Inspection	3
Flows	3
Raw Water Flows.....	3
Well #1 Total Monthly Flows	4
Well #1 Monthly Rated Flows	4
Well #2 Total Monthly Flows	5
Well #2 Monthly Rated Flows	5
Treated Water Flows	6
Treated Water Monthly Flows – Rated Capacity	6
Annual Total Treated Water Flow Comparison.....	6
Regulatory Sample Results Summary	7
Microbiological Testing	7
Operational Testing	7
Inorganic Parameters	7
Schedule 15 Sampling.....	8
Organic Parameters.....	9
Additional Legislated Samples.....	10
Major Maintenance Summary.....	10
WTRS Submission Confirmation	A

Report Availability

This system does not serve more than 10,000 residences. The annual reports will be available to residents at the City of Kawartha Lakes Public Works Administration Office and on the City’s website at: www.kawarthalakes.ca. Notification that reports are available free of charge will be made on the City of Kawartha Lakes website. The City of Kawartha Lakes Public Works Administration Office is located at 322 Kent Street West in Lindsay, Ontario.

Compliance Report Card

Drinking Water System Number: 220012322

Drinking Water System Name: Mariposa Estates DWS

Drinking Water System Owner: City of Kawartha Lakes

Drinking Water System Category: Small Municipal Residential

Period Being Reported: January 1, 2023 - December 31, 2023

	# of Events	Date	Details
Health & Safety			
Number of Incidents	0		
Drinking Water			
MECP Inspections	1	Jul. 11, 2023	Announced - Focused Drinking Water Inspection - Final Inspection Rating was 100%
AWQI's	0		
Number of Non-Compliances identified during MECP Inspection	0		
Number of Boil Water Advisories	0		

System Process Description

Raw Source

The water supply for the DWS comes from two (2) groundwater wells that are designated as non-GUDI (groundwater under direct influence).

Treatment

The treatment system consists of the following:

- two (2) nitrate removal systems, with softener
- sodium hypochlorite disinfection system
- clearwell/contact storage tank
- two (2) supply pumps and on-line monitoring equipment

- stand-by diesel generator on-site

Treatment Chemicals used during the reporting year:

Chemical Name	Use	Supplier
Sodium Hypochlorite	Disinfection	Jutzi Water Technologies

Summary of Non-Compliance

Adverse Water Quality Incidents

There were no adverse water quality incidents reported during the reporting period.

Non-Compliance(s)

There were no non-compliance issues reported during the reporting period.

Non-Compliance(s) Identified in a Ministry Inspection

There were no non-compliance issues identified during the Ministry Inspection.

Flows

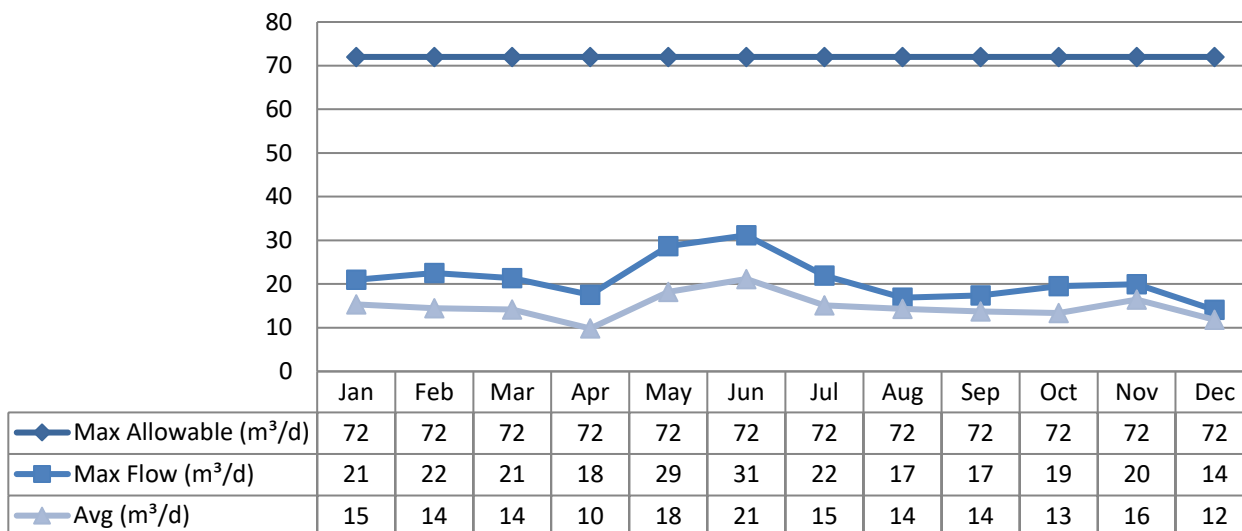
The Mariposa Estates Drinking Water System is operating on average under half the rated capacity.

Raw Water Flows

The Raw Water flows are regulated under the Permit to Take Water. 2023 Raw Flow Data was submitted to the Ministry electronically under permit #8473-AZUGSX. A copy of the confirmation is included in Appendix A. The Permit to Take Water compliance criteria is in litres per minute (L/min) but for the purposes of this report the flow rate is reported in litres per second (L/sec) based on industry standard for flow monitoring recording.

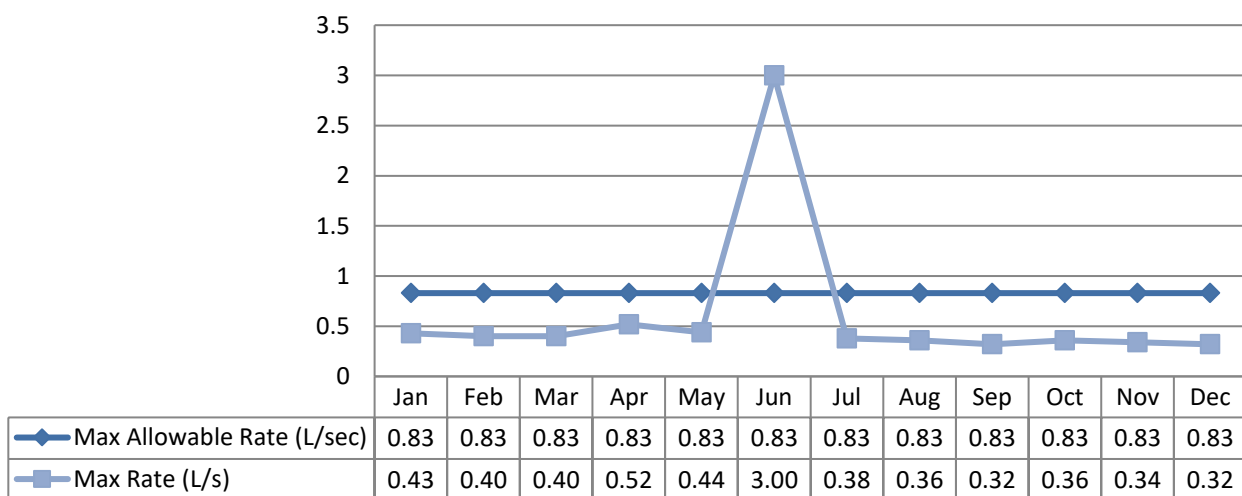
Total Monthly Flows (m³/d)

Max Allowable PTTW – Well #1



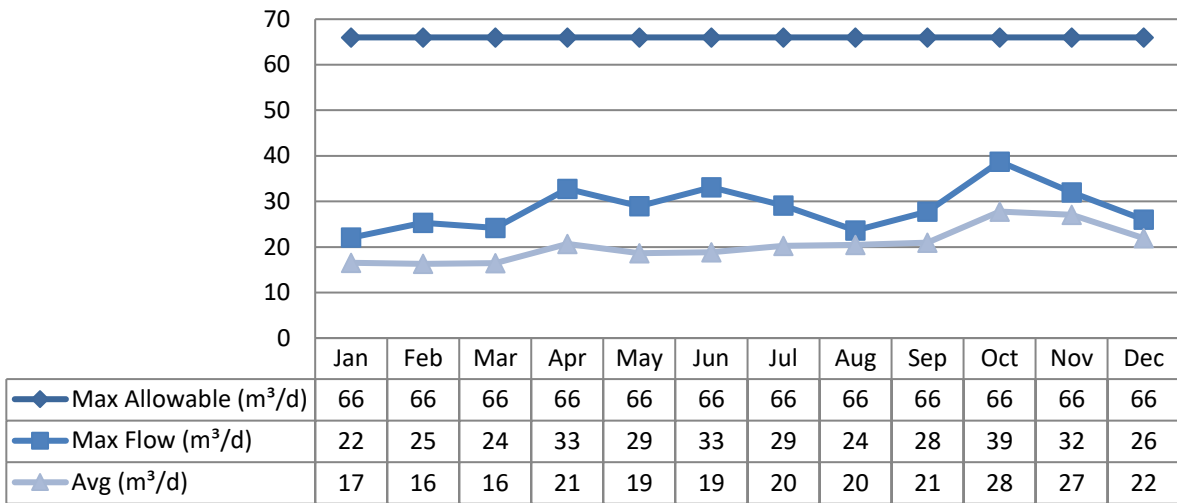
Monthly Rated Flows (L/s)

Max Allowable Rate – PTTW – Well #1

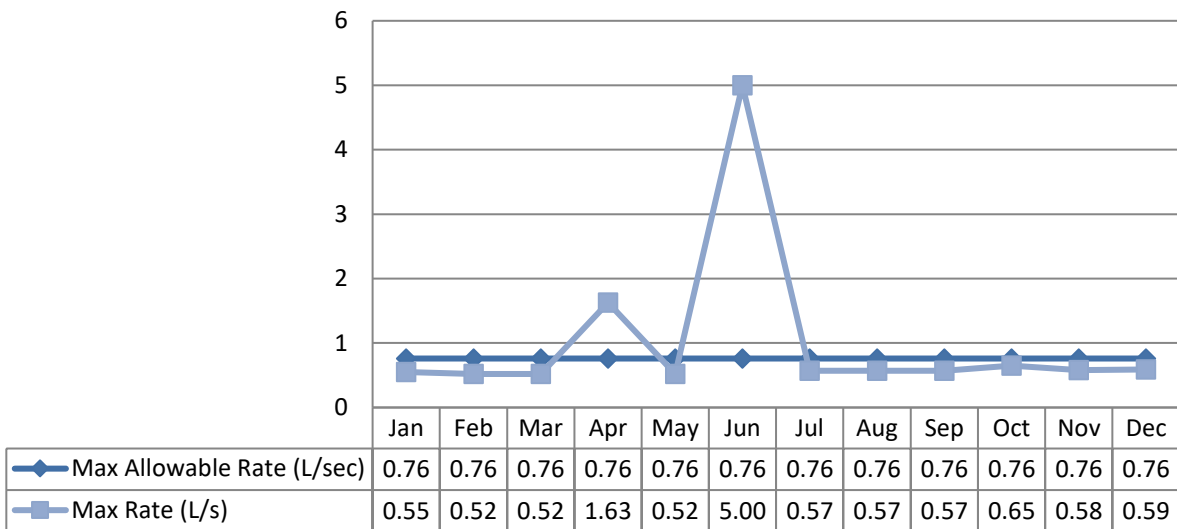


Note: Certain operational circumstances could cause results to be temporarily outside of the allowable rates. In June 2023, the allowable rate was momentarily surpassed as a result of annual calibration of the flow meter and did not indicate a true exceedance. A true exceedance would be documented within this report.

Total Monthly Flows (m³/d)
Max Allowable PTTW – Well #2



Monthly Rated Flows (L/s)
Max Allowable Rate – PTTW – Well #2



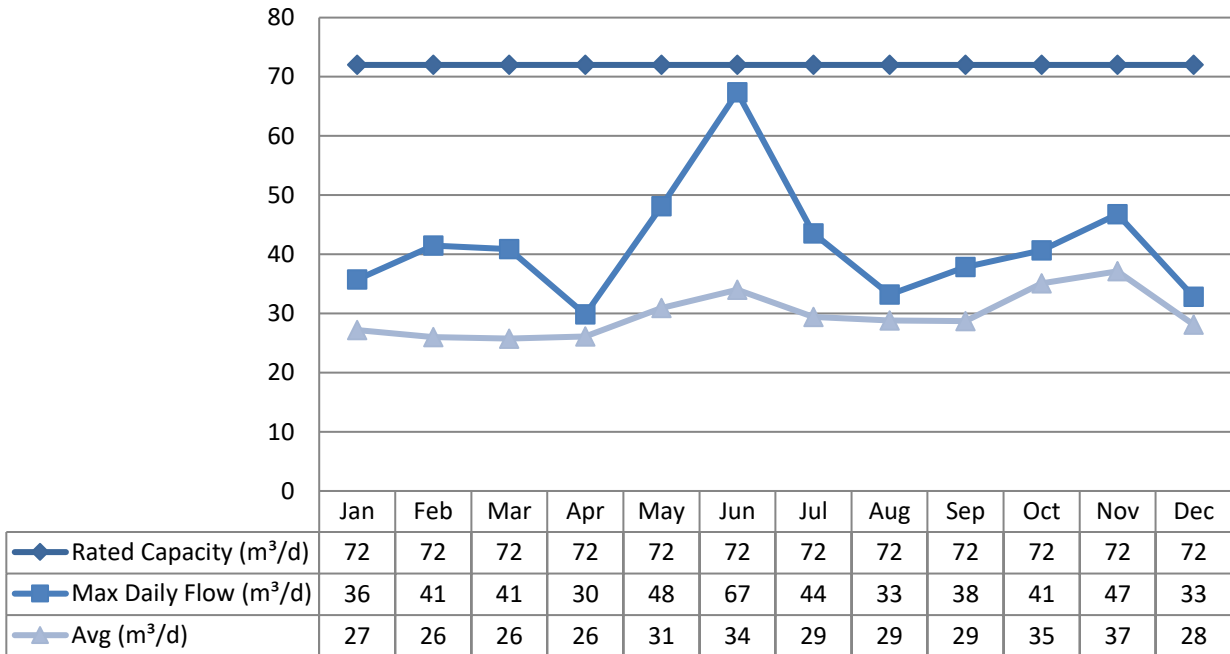
Note: Certain operational circumstances could cause results to be temporarily outside of the allowable rates. In April 2023, the allowable rate was momentarily surpassed as a result of pump start-up and did not indicate a true exceedance. In June 2023, the allowable rate was momentarily surpassed as a result of annual calibration of the flow meter and did not indicate a true exceedance. A true exceedance would be documented within this report.

Treated Water Flows

The Treated Water flows are regulated under the Municipal Drinking Water Licence #141-117.

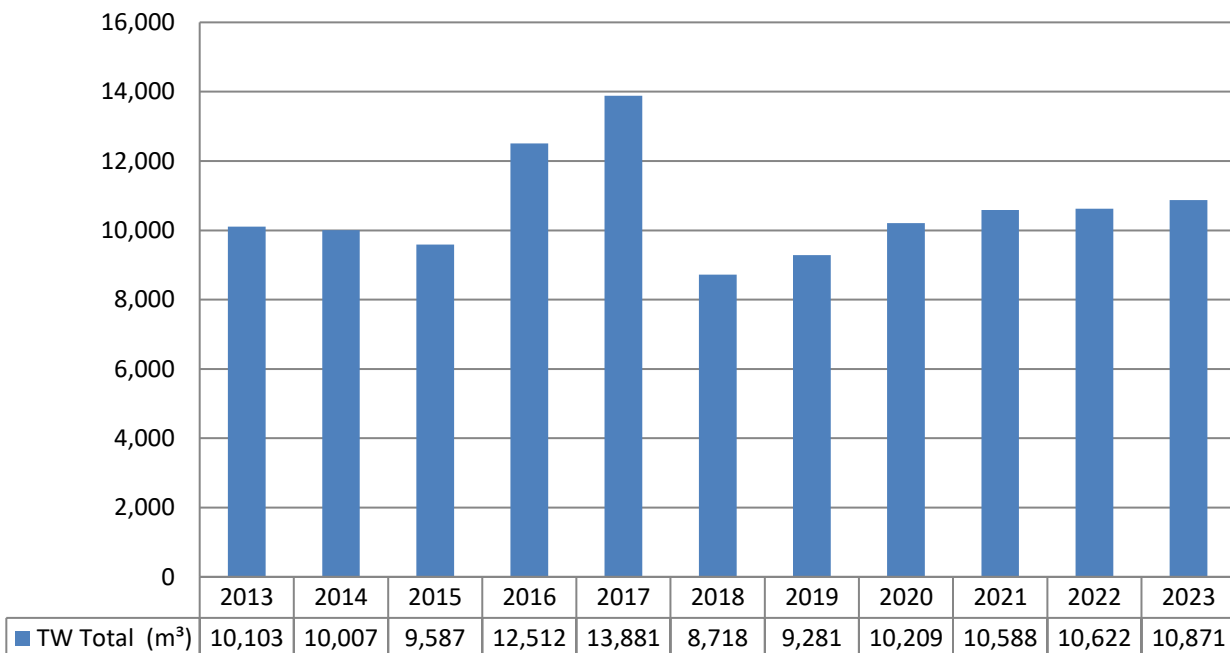
Monthly Rated Flows

Rated Capacity – MDWL



Annual Total Flow Comparison

Total Annual m³



Regulatory Sample Results Summary

Microbiological Testing

(completed under Schedule 10, 11 or 12 of Ontario Regulation 170/03, during the reporting period).

	No. of Samples Collected	Range of E. Coli Results	Range of E. Coli Results	Range of Total Coliform Results	Range of Total Coliform Results	Range of HPC Results	Range of HPC Results
		Min	Max	Min	Max	Min	Max
Raw Well 1	30	0	0	0	1		
Raw Well 2	29	0	0	0	10		
Treated	1	0	0	0	0	0	0
Distribution	52	0	0	0	0	0	220

Operational Testing

(completed under Schedule 7, 8 or 9 of Ontario Regulation 170/03, during the reporting period).

Parameter	Number of Samples Collected	Range of Results Minimum	Range of Results Maximum
Turbidity Well 1 (NTU)	12	0.13	0.65
Turbidity Well 2 (NTU)	12	0.14	0.34
Turbidity – TW (NTU)	8760	0.008	2
Chlorine	8760	0.4	3.5
Fluoride (If the DWS provides fluoridation)	N/A	N/A	N/A

Note: Record the unit of measure if it is **not** milligrams per litre.

Note: For continuous monitors 8760 is used as the number of samples. Spikes recorded by on-line instrumentation were a result of air bubbles and various maintenance/calibration activities. All spikes are reviewed for compliance with O. Reg. 170/03, did not indicate a true exceedance. A true exceedance would be documented within this report.

Inorganic Parameters

These parameters are tested as a requirement under O. Reg. 170/03. Sodium and Fluoride are required to be tested every five years. Nitrate and Nitrite are tested quarterly and the metals are tested every three years as required under O. Reg. 170/03. In the event any of the parameters exceed half of the maximum allowable concentration the parameter is required to be sampled quarterly.

- MAC = Maximum Allowable Concentration as per O. Reg. 169/03
- MDL = Method Detection Limit

Treated Water Parameter	Sample Date (yyyy/mm/dd)	Sample Result	MAC	Exceedance MAC	Exceedance ½ MAC
Antimony: Sb (ug/L) - TW	2020/01/06	<MDL 0.09	6.0	No	No
Arsenic: As (ug/L) - TW	2020/01/06	<MDL 0.2	10.0	No	No
Barium: Ba (ug/L) - TW	2020/01/06	40.8	1000.0	No	No
Boron: B (ug/L) - TW	2020/01/06	13.0	5000.0	No	No
Cadmium: Cd (ug/L) - TW	2020/01/06	<MDL 0.003	5.0	No	No
Chromium: Cr (ug/L) - TW	2020/01/06	0.42	50.0	No	No
Mercury: Hg (ug/L) - TW	2020/01/06	<MDL 0.01	1.0	No	No
Selenium: Se (ug/L) - TW	2020/01/06	0.18	50.0	No	No
Uranium: U (ug/L) - TW	2020/01/06	1.57	20.0	No	No
Additional Inorganics					
Fluoride (mg/L) - TW	2020/01/06	0.06	1.5	No	No
Nitrite (mg/L) - TW	2023/01/03	<MDL 0.003	1.0	No	No
Nitrite (mg/L) - TW	2023/04/03	<MDL 0.003	1.0	No	No
Nitrite (mg/L) - TW	2023/07/07	<MDL 0.003	1.0	No	No
Nitrite (mg/L) - TW	2023/10/03	<MDL 0.003	1.0	No	No
Nitrate (mg/L) - TW	2023/01/03	2.09	10.0	No	No
Nitrate (mg/L) - TW	2023/04/03	2.19	10.0	No	No
Nitrate (mg/L) - TW	2023/07/04	1.81	10.0	No	No
Nitrate (mg/L) - TW	2023/10/03	2.33	10.0	No	No
Sodium: Na (mg/L) - TW	2020/01/06	34.2	20*	Yes	Yes

*There is no "MAC" for Sodium. The aesthetic objective for sodium in drinking water is 200 mg/L. The local Medical Officer of Health should be notified when the sodium concentration exceeds 20 mg/L so that this information may be communicated to local physicians for their use with patients on sodium restricted diets.

Schedule 15 Sampling

The Schedule 15 Sampling is required under O. Reg. 170/03. This system is under reduced sampling. No plumbing samples were collected.

Distribution System	Number of Sampling Points	Number of Samples	Range of Results Minimum	Range of Results Maximum	MAC (ug/L)	Number of Exceedances
Alkalinity (mg/L)	1	2	284	288	N/A	N/A
pH	1	2	7.13	7.32	N/A	N/A
Lead (ug/l)	1	2	0.09	0.15	10	No

Organic Parameters

These parameters are tested as a requirement under O. Reg. 170/03. In the event any of the parameters exceed half of the maximum allowable concentration the parameter is required to be sampled quarterly.

Treated Water Parameter	Sample Date (yyyy/mm/dd)	Sample Result	MAC	Exceedance MAC	Exceedance ½ MAC
Alachlor (ug/L) - TW	2020/01/06	<MDL 0.02	5.00	No	No
Atrazine + N-dealkylated metabolites (ug/L) - TW	2020/01/06	<MDL 0.01	5.00	No	No
Azinphos-methyl (ug/L) - TW	2020/01/06	<MDL 0.05	20.00	No	No
Benzene (ug/L) - TW	2020/01/06	<MDL 0.32	1.00	No	No
Benzo(a)pyrene (ug/L) - TW	2020/01/06	<MDL 0.004	0.01	No	No
Bromoxynil (ug/L) – TW	2020/01/06	<MDL 0.33	5.00	No	No
Carbaryl (ug/L) - TW	2020/01/06	<MDL 0.05	90.00	No	No
Carbofuran (ug/L) - TW	2020/01/06	<MDL 0.01	90.00	No	No
Carbon Tetrachloride (ug/L) - TW	2020/01/06	<MDL 0.17	2.00	No	No
Chlorpyrifos (ug/L) - TW	2020/01/06	<MDL 0.02	90.00	No	No
Diazinon (ug/L) - TW	2020/01/06	<MDL 0.02	20.00	No	No
Dicamba (ug/L) - TW	2020/01/06	<MDL 0.2	120.00	No	No
1,2-Dichlorobenzene (ug/L) - TW	2020/01/06	<MDL 0.41	200.00	No	No
1,4-Dichlorobenzene (ug/L) - TW	2020/01/06	<MDL 0.36	5.00	No	No
1,2-Dichloroethane (ug/L) - TW	2020/01/06	<MDL 0.35	5.00	No	No
1,1-Dichloroethylene (ug/L) - TW	2020/01/06	<MDL 0.33	14.00	No	No
Dichloromethane (Methylene Chloride) (ug/L) - TW	2020/01/06	<MDL 0.35	50.00	No	No
2,4-Dichlorophenol (ug/L) - TW	2020/01/06	<MDL 0.15	900.00	No	No
2,4-Dichlorophenoxy acetic acid (2,4-D) (ug/L) - TW	2020/01/06	<MDL 0.19	100.00	No	No
Diclofop-methyl (ug/L) - TW	2020/01/06	<MDL 0.4	9.00	No	No
Dimethoate (ug/L) - TW	2020/01/06	<MDL 0.06	20.00	No	No
Diquat (ug/L) - TW	2020/01/06	<MDL 1.0	70.00	No	No
Diuron (ug/L) - TW	2020/01/06	<MDL 0.03	150.00	No	No
Glyphosate (ug/L) - TW	2020/01/06	<MDL 1.0	280.00	No	No
Malathion (ug/L) - TW	2020/01/06	<MDL 0.02	190.00	No	No
2-Methyl-4chlorophenoxyacetic	2020/01/06	<MDL 0.12	100.00	No	No

Mariposa Estates Drinking Water System – 2023 Annual Water Reports

Treated Water Parameter	Sample Date (yyyy/mm/dd)	Sample Result	MAC	Exceedance MAC	Exceedance ½ MAC
Acid (MCPA)					
Metolachlor (ug/L) - TW	2020/01/06	<MDL 0.01	50.00	No	No
Metribuzin (ug/L) - TW	2020/01/06	<MDL 0.02	80.00	No	No
Monochlorobenzene (Chlorobenzene) (ug/L) - TW	2020/01/06	<MDL 0.3	80.00	No	No
Paraquat (ug/L) - TW	2020/01/06	<MDL 1.0	10.00	No	No
PCB (ug/L) - TW	2020/01/06	<MDL 0.04	3.00	No	No
Pentachlorophenol (ug/L) - TW	2020/01/06	<MDL 0.15	60.00	No	No
Phorate (ug/L) - TW	2020/01/06	<MDL 0.01	2.00	No	No
Picloram (ug/L) - TW	2020/01/06	<MDL 1.0	190.00	No	No
Prometryne (ug/L) - TW	2020/01/06	<MDL 0.03	1.00	No	No
Simazine (ug/L) - TW	2020/01/06	<MDL 0.01	10.00	No	No
Terbufos (ug/L) - TW	2020/01/06	<MDL 0.01	1.00	No	No
Tetrachloroethylene (ug/L) - TW	2020/01/06	<MDL 0.35	10.00	No	No
2,3,4,6-Tetrachlorophenol (ug/L) - TW	2020/01/06	<MDL 0.2	100.00	No	No
Triallate (ug/L) - TW	2020/01/06	<MDL 0.01	230.00	No	No
Trichloroethylene (ug/L) - TW	2020/01/06	<MDL 0.44	5.00	No	No
2,4,6-Trichlorophenol (ug/L) - TW	2020/01/06	<MDL 0.25	5.00	No	No
Trifluralin (ug/L) - TW	2020/01/06	<MDL 0.02	45.00	No	No
Vinyl Chloride (ug/L) - TW	2020/01/06	<MDL 0.17	1.00	No	No
Distribution Water					
Trihalomethane: Total (ug/L) Annual Average - DW	2023	9.90	100	No	No
HAA Total (ug/L) Annual Average - DW	2023	5.30	80	No	No

MAC = Maximum Allowable Concentration as per O. Reg. 169/03

MDL = Method Detection Limit

Additional Legislated Samples

There were no additional legislated samples required to report during this reporting period.

Major Maintenance Summary incurred to install, repair or replace required equipment



WO #	Description
3291690	Trouble on Alarm Dialer
3339744	Well 2 Hydro Feed, Replace
3341813	Backflow preventer parts and maintenance, Repair

Mariposa Estates Drinking Water System – 2023 Annual Water Reports

WO #	Description
3527864	Low chlorine tubing, Repair
3571291	Meter Nitrate Train 2, Leak
3624228	Well #1/3 flow lowering pump pulled and cleaned screen
3666792	Pump Flow Decreasing, Replace

Appendix A

WTRS Submission Confirmation



Ministry of the Environment,
Conservation and Parks

| [WT DATA](#) | [USER PROFILE](#) | [CONTACT US](#) | [HELP](#) | [HOME](#) | [LOGOUT](#) |

Location: [WTRS](#) / [WT DATA](#) / [Input WT Record](#)

WTRS-WT-008

Water Taking Data submitted successfully.

Confirmation:


Thank you for submitting your water taking data online.

Permit Number: 8473-AZUGSX
Permit Holder: THE CORPORATION OF THE CITY OF KAWARTHA LAKES.
Received on: Jan 24, 2024 11:34 AM

This confirmation indicates that your data has been received by the Ministry, but should not be construed as acceptance of this data if it differs from that specified on the Permit Number, assigned to the Permit Holder stated above.

[Print Confirmation](#) [Return to Main Page](#)

CITY OF KAWARTHA LAKES | 2024/01/24
version: v4.5.0.21 (build#: 22)
Last modified: 2018/09/18

 This site maintained by
the Government of Ontario

©2024 [Queen's Printer for Ontario](#)