

# Kawartha Lakes Fire Rescue

## 2023 Annual Report

May 7th 2024

# Why?

## Master Fire Plan - Best Practice

Ensures:

- transparency
- accountability
- compliance
- communication

## Fire Prevention & Protection Act, 1997

Responsibility to council

6 (3) A fire chief is the person who is ultimately responsible to the council of a municipality that appointed him or her for the delivery of fire protection services



## Mission

To safeguard our community through proactive emergency response, innovative prevention strategies, and continuous professional development, enhancing public safety, protecting lives, and preserving property by fostering a culture of excellence, collaboration, and community resilience.

## Values

Exemplify leadership by actively engaging our team, embodying integrity, professionalism, teamwork, adaptability, accountability and community involvement.



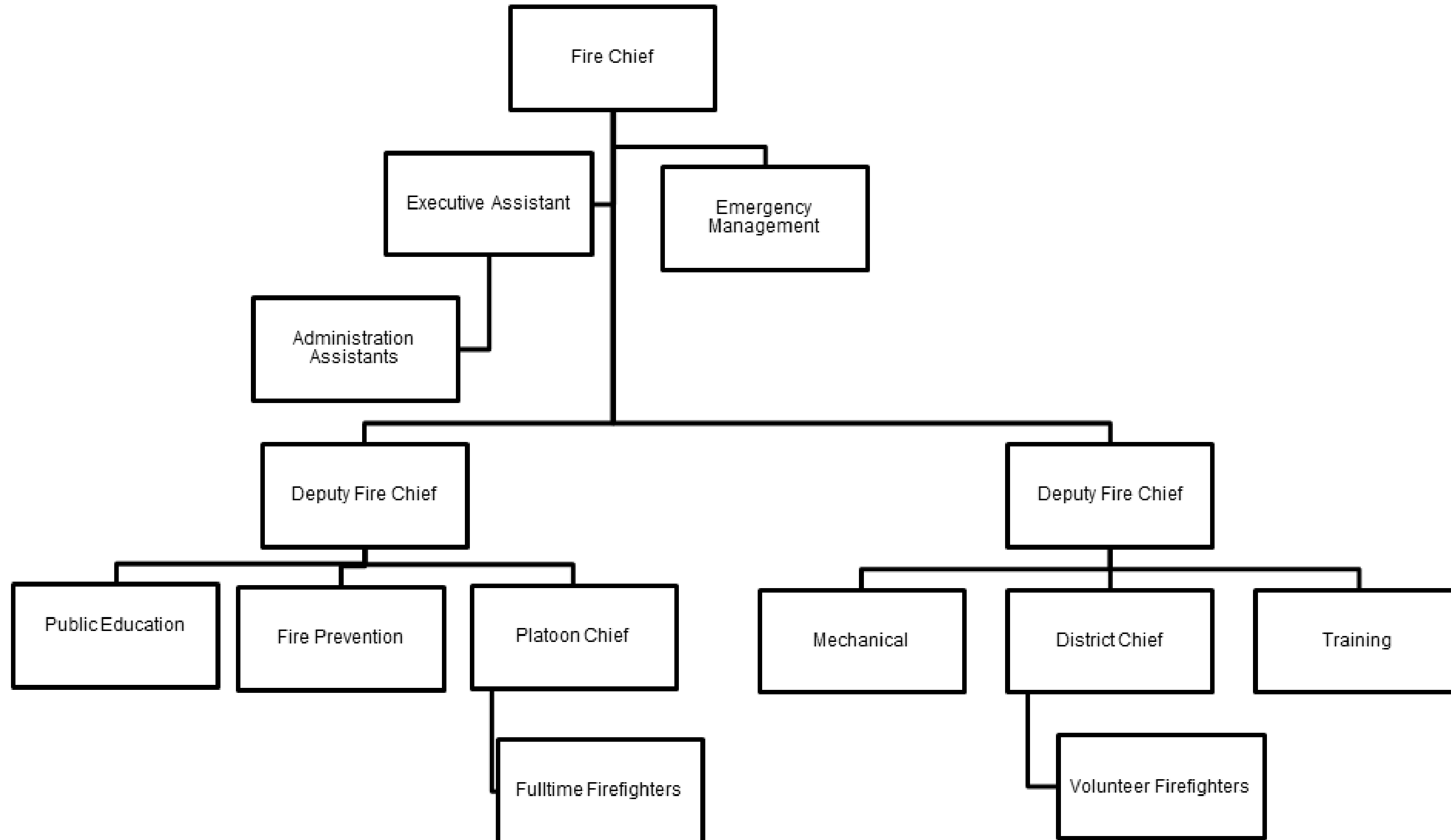
## Vision

To serve as the foundation of community safety and resilience where every Kawartha Lakes resident feels protected and empowered by consistently adapting to address the evolving needs of our diverse and dynamic community

# Department Service Profile 2023



# KLFRS Department Organizational Chart





# Fire Prevention & Public Education 2023



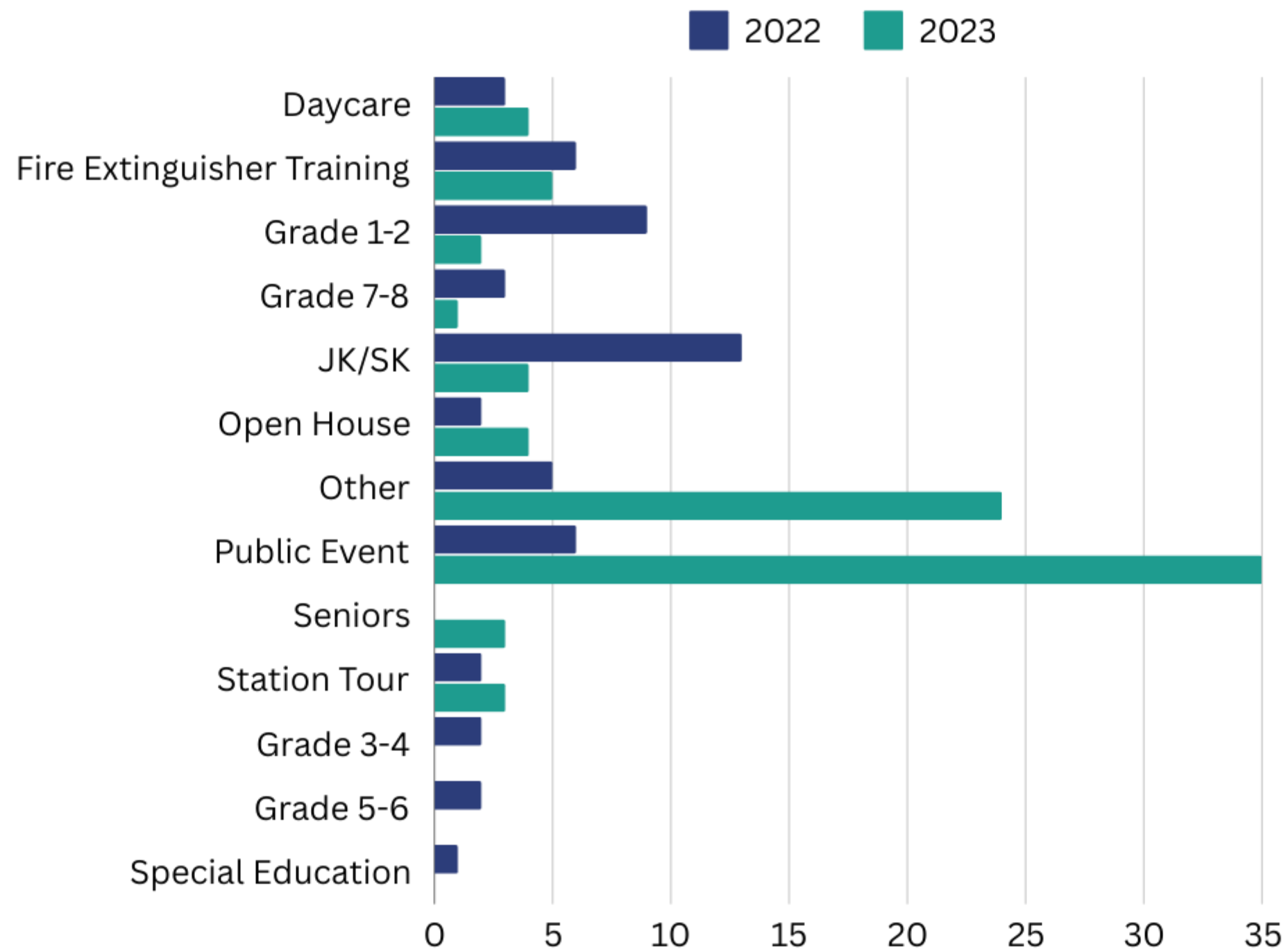


# Public Education The First Line of Defense

## Initiative Highlights:

- School Outreach Programs
- Community Workshops and Seminars
- Smoke Alarm Campaign & Smoke Alarm Assistance Program
- What3Words Awareness Campaign
- "Jump Into Fire Safety With Katie" RogersTV
- Saved By The Beep – Test Your Smoke Alarm Day
- Public Service Announcements (PSAs)
- Fire Prevention Week Events

# Public Education Events



Other: Summer School, Camps, Community Organizations, Co-op Classes, Job Fair, Combined Age Groups, Youth at Risk Groups

2022 Total  
Number  
of People  
**2737**

2023 Total  
Number  
of People  
**8588**

# Smoke & CO Alarm Program



**2023**  
Total Number  
of Smoke Alarm Inspections  
**102**

\* 102 out of 279 Homes Visited Where Residents Were Home & Agreed to Voluntary Inspection



**2023**  
Homes Visited  
**279**

Station 1 Full-time Crews From June - September

# Smoke Alarm Assistance Program

65+ and/or disability



**2022**  
Total Number  
of Smoke Alarm Inspections  
**15**



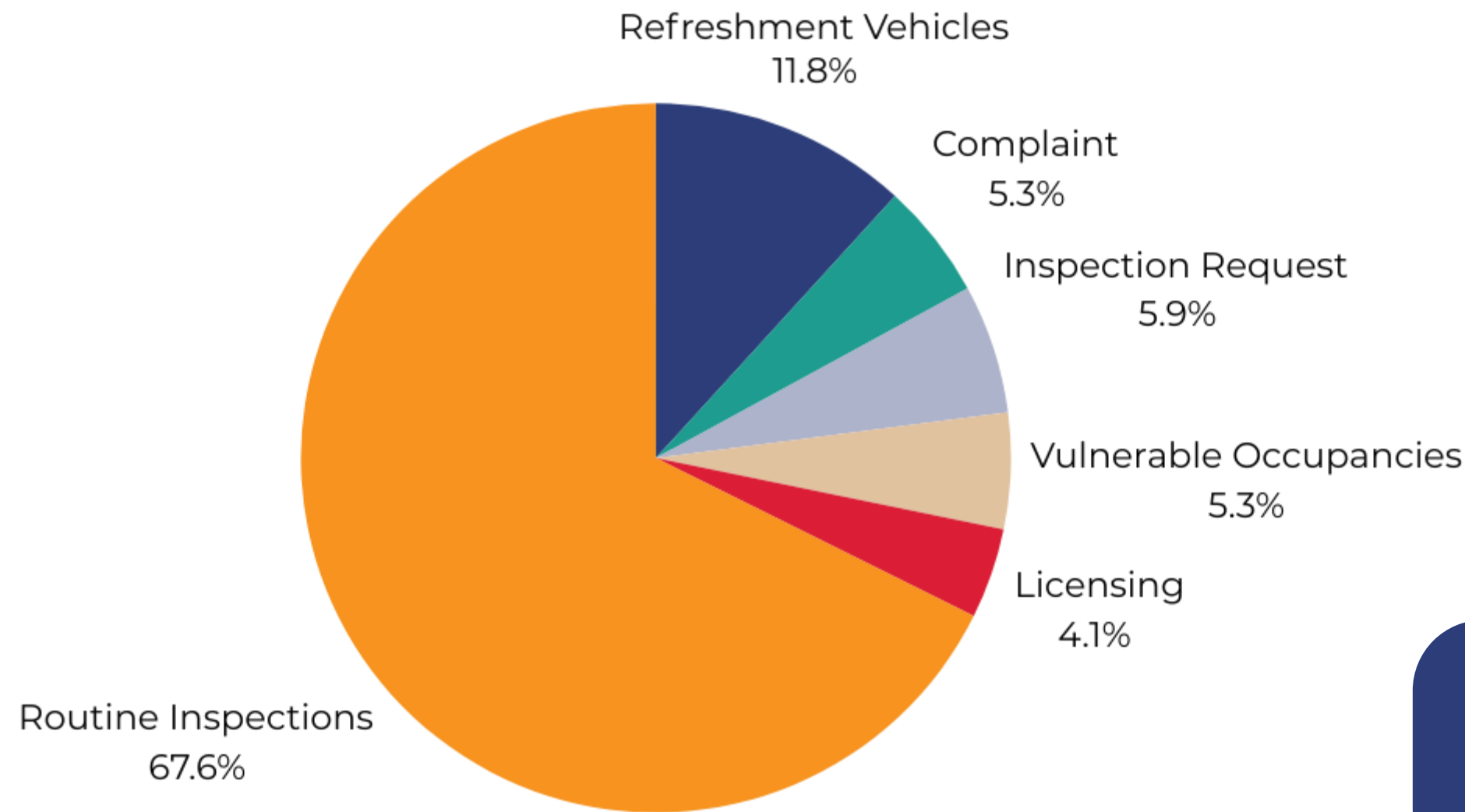
**2023**  
Total Number  
of Smoke Alarm Inspections  
**16**



# Inspection & Enforcement The Second Line of Defense



2023 Inspections  
**340**



Plans  
Reviews  
**34**

Record  
Searches  
**56**

Fireworks  
Permits  
**38**

Burn  
Permits  
**274**

Special Burn  
Permits  
**87**

Ag Burn  
Permits  
**766**

STR  
Applications  
**17**

# Training 2023





# Training

- Trained 32 existing Firefighters to the Level of NFPA1006, Ice Water Rescue Technician.
- Elevator rescue training through an accredited 3rd party training provider to all full time suppression staff.
- 20 new firefighters received Wildland Firefighting (SP103) Training Course
- 60 firefighters received Farm & Food Care Ontario's awareness level Livestock Emergencies and Farm Animals on the Loose.





# Training

- 295 participants attended over 10 days to utilize the OFC's Mobile Live Fire Training Unit (MLFTU). This was extremely beneficial to our Department, allowing us the opportunity to perform scenario based and interior live fire training.
- 20 Firefighters received Pump Operations course.
- All staff were scheduled to attend and maintain their annual Emergency First Responder continuing medical education (CME) training.
- Began planning and preparation for 2024 and 2025 to meet the projected NFPA Certification deadline in 2026.
- 154 staff completed testing in varying NFPA Standards such as NFPA1001 Level I & Level II, NFPA1035 PIO, NFPA1021 Level I, NFPA1041 Level I & NFPA1521.

## Mechanical Division

The Emergency Vehicle Technician (EVT) is responsible for the scheduling and maintenance of all of the Fire Apparatus including light vehicles, boats, ATVs and small engine equipment

### 2023 Fleet

Pumpers - 19

Mini-Pumper - 1

Tankers - 21

Rescue - 2

Aerial Ladder - 1

Air / Light Unit - 1

Marine Unit - 8

Off Road Vehicle - 7

Rehabilitation Unit - 1





# Critical Incident Stress Management and Peer Support Team 2023





# Critical Incident Stress Management and Peer Support Team

- 12 members have been trained and certified in the Assisting Individuals in Crisis course through the John Hopkins University, Loyola University, Maryland
- 3 members have completed and been certified in the Group Crisis Intervention course through the University of Maryland.
- In 2023, our team supported and invested approximately 38 hours assisting 28 Kawartha Lakes Fire Service firefighters as part of our 1:1 Peer Support program.
- In 2023, approx. 7 hours were invested in group defuse and formal group debrief sessions, reaching an estimated 25 KLFRS firefighters.
- 150 staff participated in the Resilient Minds™ program to mitigate and better manage occupational stress and enhance personal resilience, resulting in informed and healthier teams.



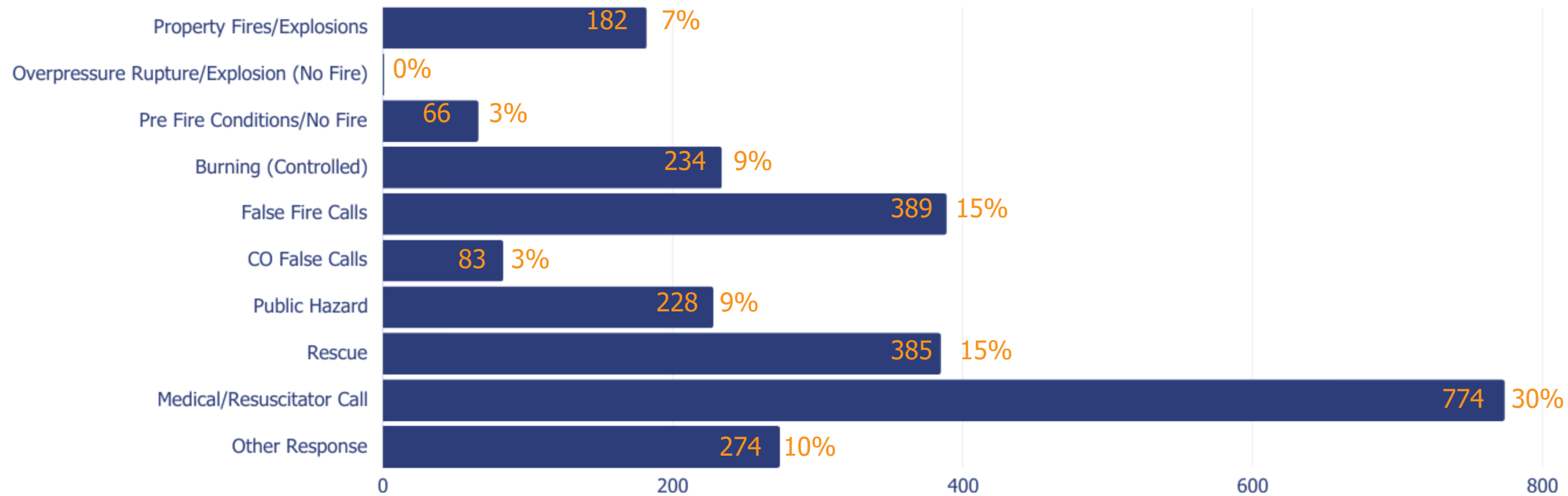


# Emergency Incidents

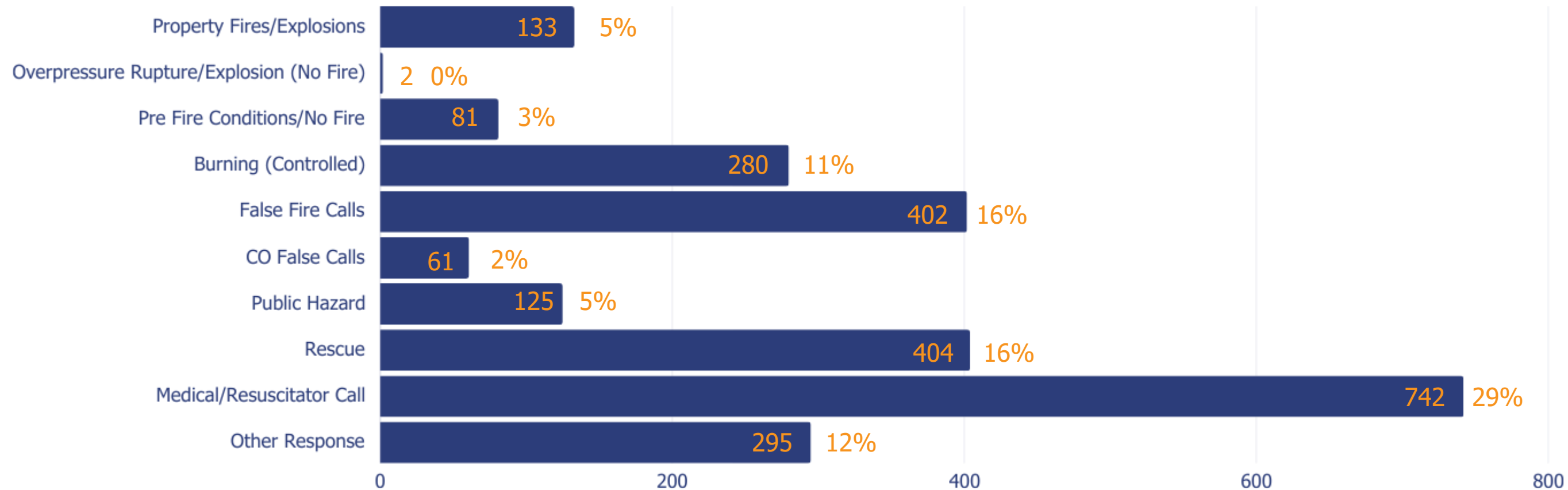
2023



# 2022 Incidents (2,616 Total Incidents)

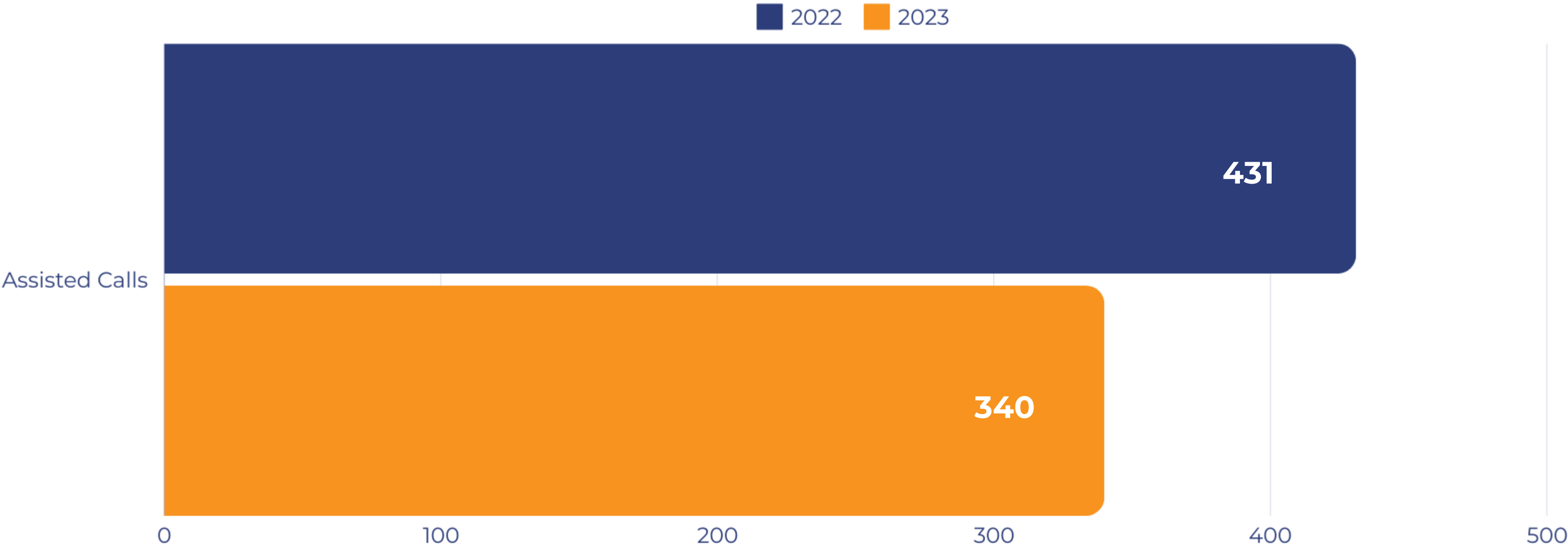


# 2023 Incidents (2,525 Total Incidents)



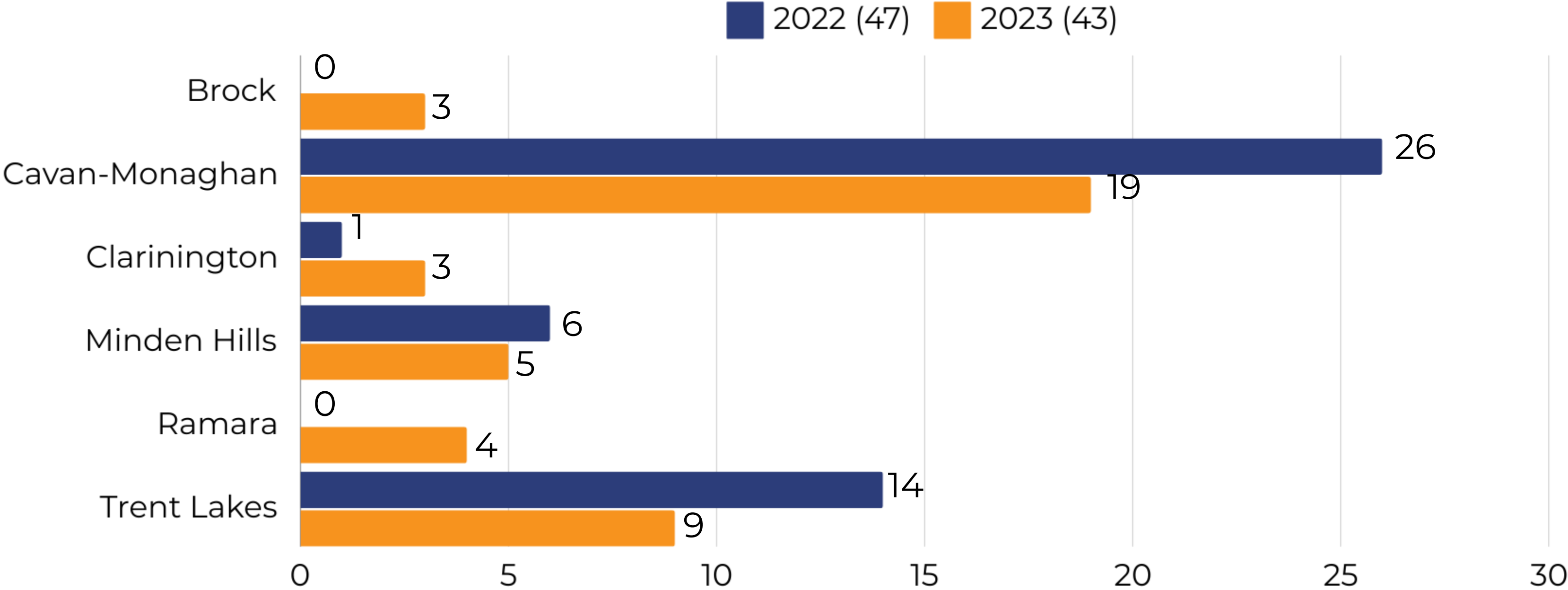


# 2022 / 2023 Assisted Incidents



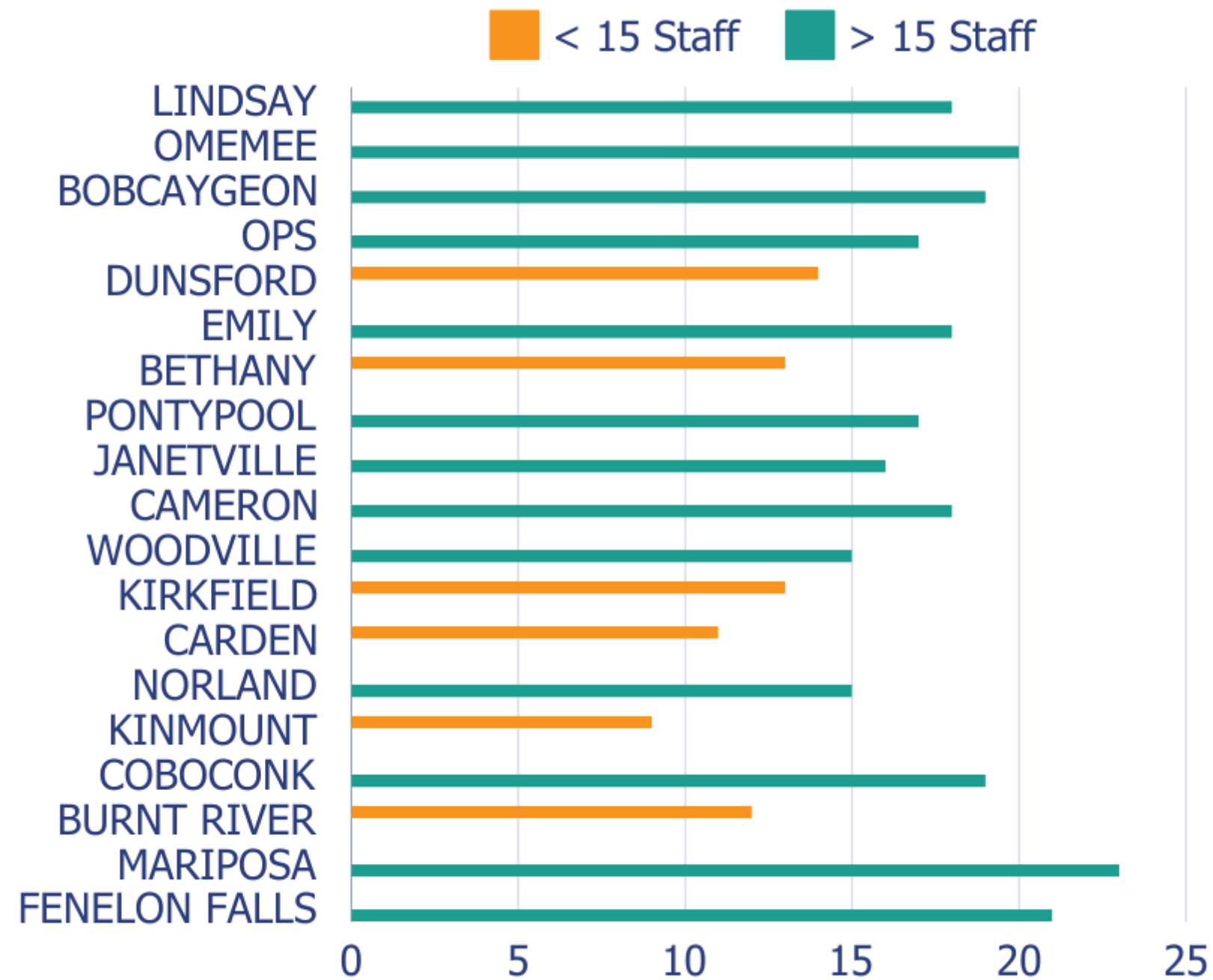
2022 Estimated Dollar Loss - Emergency Response Summary		
Fire Response	Total Calls	Estimated Loss
Loss Reported (Includes Injuries/\$Loss)		
Outdoor	3	\$ 17,701
Structure	75	\$ 10,917,606
Vehicle	31	\$ 667,600
<b>Total</b>	<b>109</b>	<b>\$ 11,602,907</b>
2023 Estimated Dollar Loss - Emergency Response Summary		
Fire Response	Total Calls	Estimated Loss
Loss Reported (Includes Injuries/\$Loss)		
Outdoor	5	\$ 255,000
Structure	48	\$ 6,320,950
Vehicle	24	\$ 737,902
<b>Total</b>	<b>77</b>	<b>\$ 7,313,852</b>
Injury Summary		
	2022	2023
Type of Injury		
Firefighter Injury	1	3
Civilian Injury	0	4
Civilian Fatality	2	1

# Automatic Aid Agreements

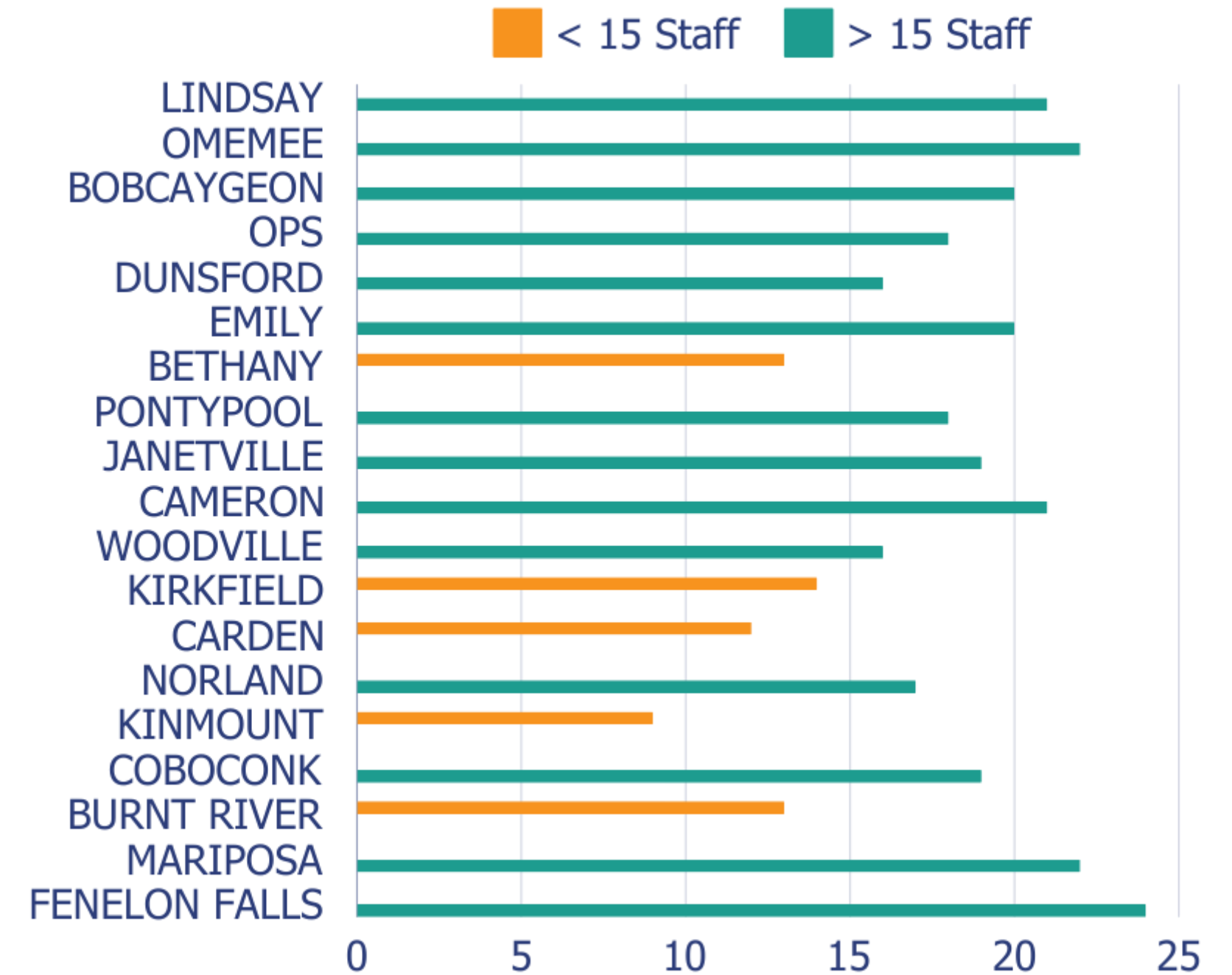




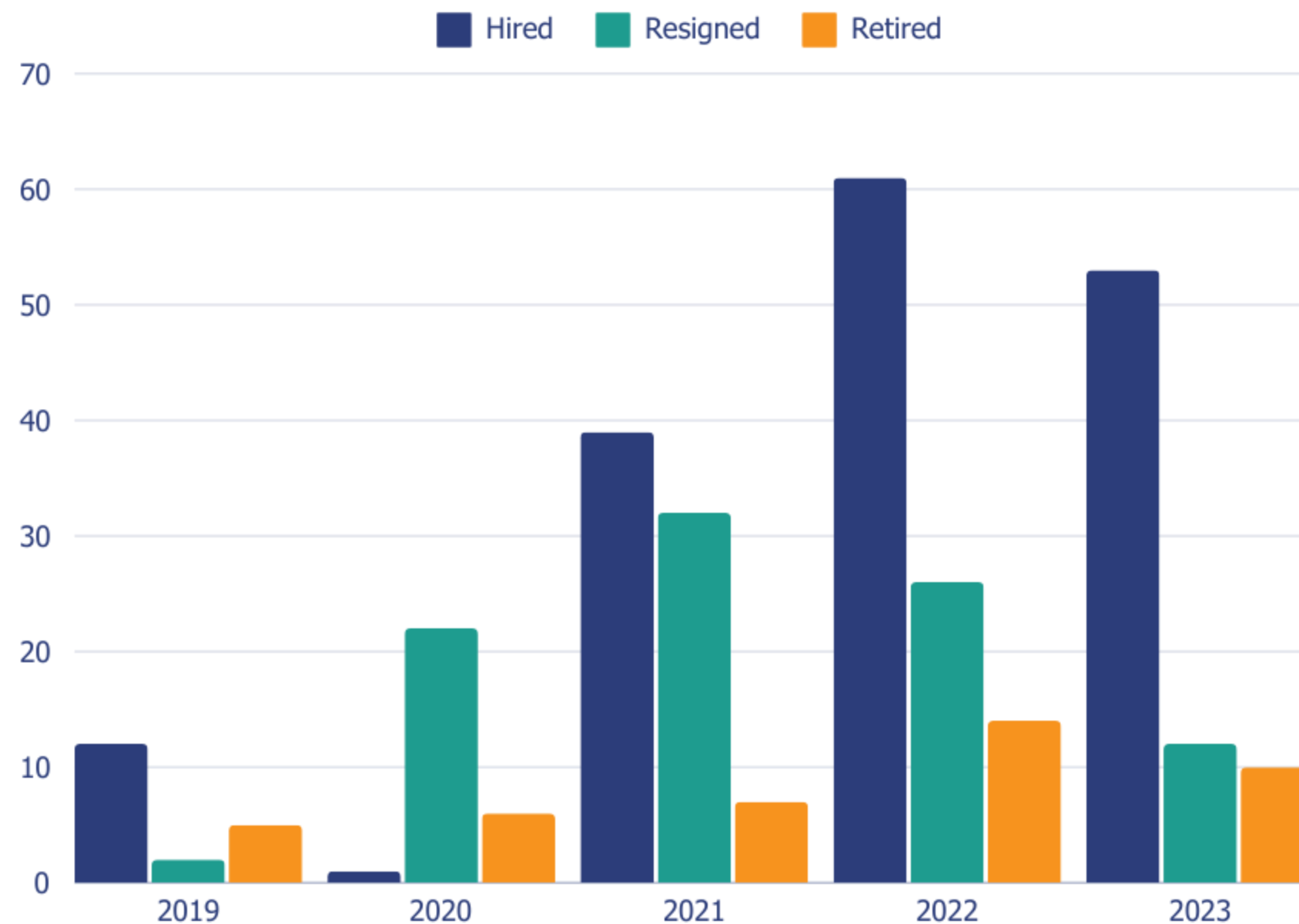
## 2022 Volunteer Staffing (308)



## 2023 Volunteer Staffing (334)



# 2022 / 2023 Hire, Resigned, and Retired



## 2022

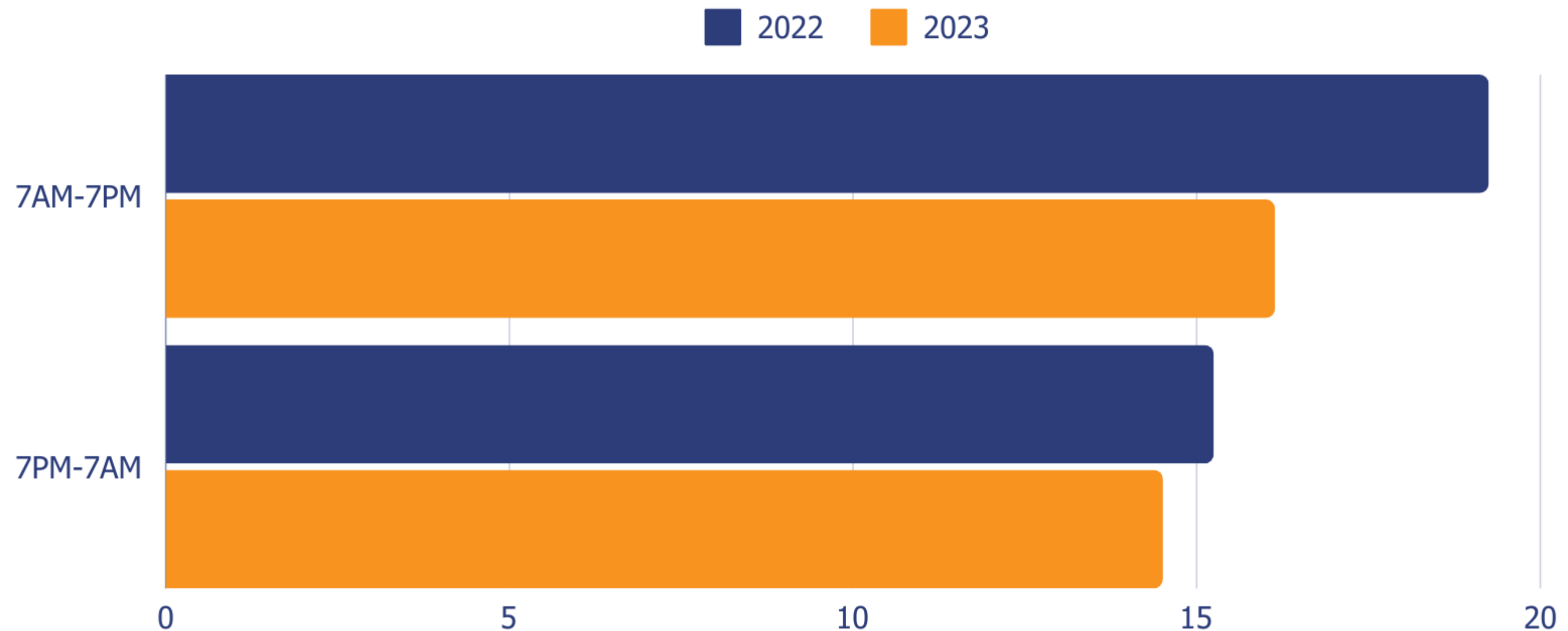
The department hired 61 new volunteer firefighters in 2022, 26 firefighters resigned from the department and 14 firefighters retired.

## 2023

The department hired 53 new volunteer firefighters in 2023, 12 firefighters resigned from the department and 10 firefighters retired.

# Average Response Time for Type 1 Fires (Structure)

This graph represents the average arrival time of responding to a Type 1 Structure Fire with a minimum of 4 personnel on scene.





# Average Response Time By Station for Rural (Respond in 14 Minutes) Type 1 Fires (Structure)

	2022			2023		
	Call - On Route	On Route - Arrival	Average Time	Call - On Route	On Route - Arrival	Average Time
Station 1 - Lindsay	0:02:22	0:02:08	0:04:31	0:02:25	0:03:39	0:06:03
Station 2 - Omemee	0:07:32	0:07:54	0:15:26	N/A	N/A	N/A
Station 3 - Bobcaygeon	0:09:00	0:04:18	0:13:18	0:07:43	0:02:14	0:09:58
Station 5 - Dunsford	0:10:24	0:04:06	0:14:30	N/A	N/A	N/A
Station 6 - Emily	0:07:01	0:03:59	0:11:00	N/A	N/A	N/A
Station 7 - Bethany	0:07:34	0:00:26	0:08:00	N/A	N/A	N/A
Station 9 -Janetville	0:05:36	0:01:19	0:06:55	N/A	N/A	N/A
Station 12 - Cameron	0:04:45	0:06:14	0:10:59	0:07:00	0:04:02	0:11:02
Station 14 - Woodville	0:09:50	0:04:19	0:14:09	0:08:21	0:09:52	0:18:13
Station 15 - Kirkfield	0:08:12	0:08:41	0:16:53	N/A	N/A	N/A
Station 16 - Carden	0:10:44	0:07:33	0:18:17	N/A	N/A	N/A
Station 17 - Norland	0:13:57	0:03:41	0:17:38	0:11:11	0:05:42	0:16:53
Station 18 - Kinmount	N/A	N/A	N/A	0:09:49	0:12:49	0:22:38
Station 19 - Coboconk	0:12:21	0:07:02	0:19:23	0:09:33	0:06:15	0:15:48
Station 20 - Burnt River	0:10:29	0:05:15	0:15:44	N/A	N/A	N/A
Station 21 - Mariposa	0:09:46	0:07:58	0:17:45	0:07:22	0:09:06	0:16:28
Station 22 - Fenelon Falls	0:08:29	0:08:42	0:17:11	0:05:36	0:01:43	0:07:19

# Average Response Time By Station for Remote ( Distance is >8 Miles / 12.87 km) Type 1 Fires (Structure)

	2022			2023		
	Call - On Route	On Route - Arrival	Average Time	Call - On Route	On Route - Arrival	Average Time
Station 2 - Omemee	0:06:05	0:09:12	0:15:17	0:10:10	0:08:42	0:18:52
Station 9 -Janetville	0:08:49	0:12:02	0:20:51	0:08:23	0:05:32	0:13:55
Station 15 - Kirkfield	N/A	N/A	N/A	0:06:16	0:11:19	0:17:35
Station 16 - Carden	N/A	N/A	N/A	0:07:23	0:11:50	0:19:13
Station 20 - Burnt River	N/A	N/A	N/A	0:06:40	0:09:30	0:16:10
Station 21 - Mariposa	0:07:45	0:15:00	0:22:45	N/A	N/A	N/A

# Station Overview


## 2023





# Station 1- Lindsay (Full-time)

Station 1 is a composite fire station with full-time firefighters under the direction of a Platoon Chief and supported by our Volunteer Firefighters.



**Pumper 111, Tanker 112, Aerial 114**



**18 Suppression Staff**

**Total Number of First Response Incidents**

**755**



**Assisted Other Stations**

**6**



# Station 1- Lindsay (Volunteer)



21 Volunteer Staff

Total  
Number  
of First  
Response  
Incidents

230




Assisted Other  
Stations

3



# Station 2- Omemee



Pumper 211, Tanker  
212, Marine 217,  
ATV 218, Truck 2



22 Volunteer Staff


Total  
Number  
of First  
Response  
Incidents

148



Assisted Other  
Stations

8





# Station 3 - Bobcaygeon



Pumper 311, Tanker  
312, Marine 317,  
Truck 3



20 Volunteer  
Staff

Total  
Number  
of First  
Response  
Incidents

174




Assisted Other  
Stations

9



# Station 4 - Ops



Tanker 412,  
Rescue 413



18 Volunteer Staff

Total  
Number  
of First  
Response  
Incidents

3




Assisted Other  
Stations

43



# Station 5 - Dunsford



Pumper 511,  
Tanker 512



16 Volunteer  
Staff

Total  
Number  
of First  
Response  
Incidents

63




Assisted Other  
Stations

12





# Station 6- Emily



Pumper 611,  
Tanker 612



20 Volunteer  
Staff

Total Number  
of First  
Response  
Incidents

70




Assisted Other  
Stations

25



# Station 7 - Bethany



Tanker 712,  
Reserve Pumper 711



13 Volunteer  
Staff

Total Number  
of First  
Response  
Incidents

63




Assisted Other  
Stations

21



# Station 8 - Pontypool



Pumper 811, Tanker  
812, ATV 818,  
Truck 8



18 Volunteer  
Staff

Total  
Number  
of First  
Response  
Incidents

74




Assisted Other  
Stations

14





# Station 9 - Janetville



Pumper 911, Tanker  
912, Marine 917,  
ATV 918



19 Volunteer  
Staff

Total Number  
of First  
Response  
Incidents

55




Assisted Other  
Stations

5



# Station 12 - Cameron



Pumper 1211,  
Pumper 1212



21 Volunteer  
Staff

Total  
Number  
of First  
Response  
Incidents

68



Assisted Other  
Stations

24



# Station 14 - Woodville



Pumper 1411,  
Tanker 1412,  
Reserve Pumper 1421



16 Volunteer  
Staff

Total Number  
of First  
Response  
Incidents

44




Assisted Other  
Stations

25





# Station 15 - Kirkfield



Pumper 1511, Tanker 1512, Trailer 1516 (Ice/Water), ATV 1518



14 Volunteer Staff

Total Number of First Response Incidents

133




Assisted Other Stations

16



# Station 16 - Carden



Pumper 1611,  
Tanker 1612,  
Mini Pumper 1621



12 Volunteer  
Staff

Total  
Number  
of First  
Response  
Incidents

52




Assisted Other  
Stations

12



# Station 17 - Norland



Pumper 1711,  
Tanker 1712



17 Volunteer  
Staff

Total  
Number  
of First  
Response  
Incidents

79



Assisted Other  
Stations

12





# Station 18 - Kinmount



Pumper 1811,  
Tanker 1812



9 Volunteer  
Staff

Total Number  
of First  
Response  
Incidents

52



Assisted Other  
Stations

8



# Station 19 - Coboconk



Pumper 1911, Tanker  
1912, Rescue 1913,  
Marine 1917, ATV 1918



19 Volunteer  
Staff

Total  
Number  
of First  
Response  
Incidents

94




Assisted Other  
Stations

31



# Station 20 - Burnt River



Pumper 2011, Tanker  
2012, ATV 2018,  
Rehab 2019



13 Volunteer  
Staff

Total  
Number  
of First  
Response  
Incidents  
**37**




Assisted Other  
Stations  
**24**





# Station 21 - Mariposa



Pumper 2111, Tanker  
2112, Tanker 2122,  
Marine 2117, ATV 2118,  
Truck 21



22 Volunteer  
Staff

Total Number  
of First  
Response  
Incidents

159




Assisted Other  
Stations

20



# Station 22 - Fenelon Falls



Pumper 2211, Tanker 2212, Air Light 2215, Marine 2217, Truck 22



24 Volunteer Staff

Total Number of First Response Incidents

172



Assisted Other Stations

23



# Looking Forward

Looking ahead, we remain focused on meeting the evolving needs of our community and advancing our strategic priorities. We will continue to invest in training, resources and personnel to further improve emergency response times, enhance firefighter readiness, and prevent and mitigate fire-related risks.



## Questions/Comments