



CITY OF KAWARTHA LAKES OPP DETACHMENT

DETACHMENT BOARD REPORT

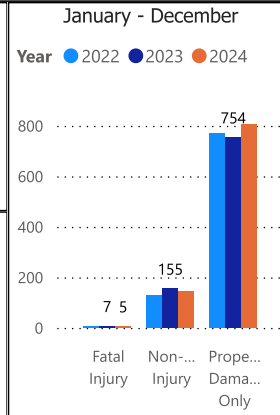
JANUARY 2025



**OPP Detachment Board Report
Collision Reporting System
January - December 2024**

Motor Vehicle Collisions by Type						
January - December						
Year	2022		2023		2024	
CollisionType	Incidents	% Change	Incidents	% Change	Incidents	% Change
Fatal Injury	5	--	7	40.0%	5	-28.6%
Non-Fatal Injury	130	--	155	19.2%	146	-5.8%
Property Damage Only	771	--	754	-2.2%	804	6.6%
Total	906	--	916	1.1%	955	4.3%

YTD						
Year	2022		2023		2024	
CollisionType	Incidents	% Change	Incidents	% Change	Incidents	% Change
Fatal Injury	5	--	7	40.0%	5	-28.6%
Non-Fatal Injury	130	--	155	19.2%	146	-5.8%
Property Damage Only	771	--	754	-2.2%	804	6.6%
Total	906	--	916	1.1%	955	4.3%



Data source (Collision Reporting System) date:
13-Jan-2025

Detachment: 1J - CITY OF KAWARTHA LAKES
Location code(s): 1J00 - CITY OF KAWARTHA LAKES

Area(s): ALL
Data source date:
13-Jan-2025

Report Generated on:
16-Jan-2025 2:47:02 PM



**OPP Detachment Board Report
Collision Reporting System
January - December 2024**

Fatalities in Detachment Area - Incidents

January - December									
Type	Motor Vehicle			Motorized Snow Vehicle			Off-Road Vehicle		
Year	Alcohol/Drugs	Incidents	% Change	Alcohol/Drugs	Incidents	% Change	Alcohol/Drugs	Incidents	% Change
2022	0	5	--	0	0	--	0	0	--
2023	0	6	20.0%	1	1	--	0	0	--
2024	1	5	-16.7%	0	0	-100.0%	0	0	--

YTD									
Type	Motor Vehicle			Motorized Snow Vehicle			Off-Road Vehicle		
Year	Alcohol/Drugs	Incidents	% Change	Alcohol/Drugs	Incidents	% Change	Alcohol/Drugs	Incidents	% Change
2022	0	5	--	0	0	--	0	0	--
2023	0	6	20.0%	1	1	--	0	0	--
2024	1	5	-16.7%	0	0	-100.0%	0	0	--

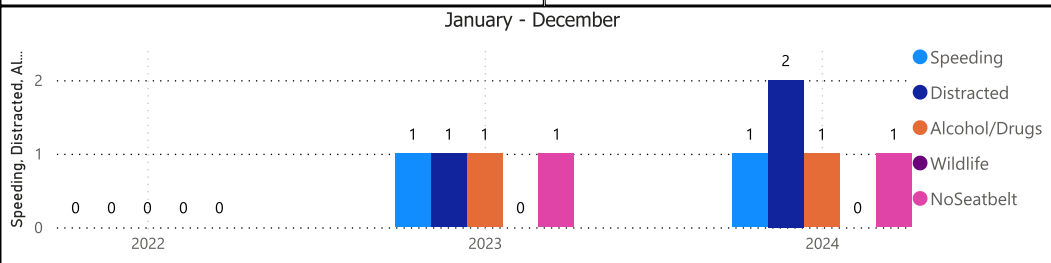
Fatalities in Detachment Area - Persons Killed

January - December						
Type	Motor Vehicle		Motorized Snow Vehicle		Off-Road Vehicle	
Year	Persons Killed	% Change	Persons Killed	% Change	Persons Killed	% Change
2022	5	--	0	--	0	--
2023	6	20.0%	1	--	0	--
2024	5	-16.7%	0	-100.0%	0	--

YTD						
Type	Motor Vehicle		Motorized Snow Vehicle		Off-Road Vehicle	
Year	Persons Killed	% Change	Persons Killed	% Change	Persons Killed	% Change
2022	5	--	0	--	0	--
2023	6	20.0%	1	--	0	--
2024	5	-16.7%	0	-100.0%	0	--

Primary Causal Factors in Fatal Motor Vehicle Collisions

	January - December			YTD		
	2022	2023	2024	2022	2023	2024
Speeding	0	1	1	0	1	1
Speeding % Change	--	--	0.0%	--	--	0.0%
Distracted	0	1	2	0	1	2
Distracted % Change	--	--	100.0%	--	--	100.0%
Alcohol/Drugs	0	1	1	0	1	1
Alcohol/Drugs % Change	--	--	0.0%	--	--	0.0%
Wildlife	0	0	0	0	0	0
Wildlife % Change	--	--	--	--	--	--
NoSeatbelt	0	1	1	0	1	1
NoSeatbelt YoY%	--	--	0.0%	--	--	0.0%



Data source (Collision Reporting System) date:
13-Jan-2025

Detachment: 1J - CITY OF KAWARTHA LAKES
Location code(s): 1J00 - CITY OF KAWARTHA LAKES

Area(s): ALL
Data source date:
13-Jan-2025

Report Generated on:
16-Jan-2025 2:47:02 PM



**OPP Detachment Board Report
Records Management System
January - December 2024**

Criminal Code and Provincial Statute Charges Laid

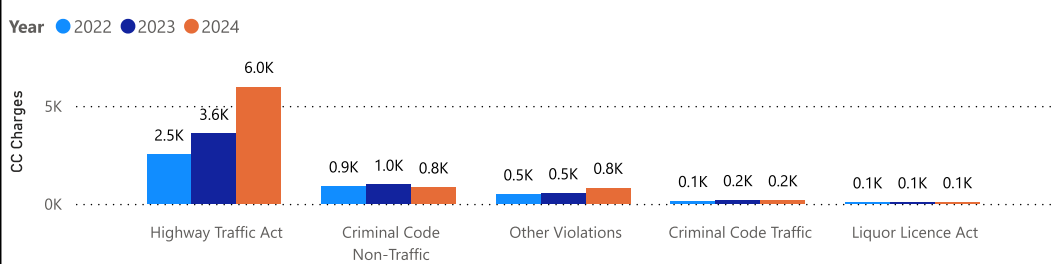
January - December

Year	2022		2023		2024	
ChargeCategory1	Offence Count	% Change	Offence Count	% Change	Offence Count	% Change
Criminal Code Non-Traffic	892	--	974	9.2%	838	-14.0%
Criminal Code Traffic	144	--	188	30.6%	180	-4.3%
Highway Traffic Act	2,515	--	3,577	42.2%	5,973	67.0%
Liquor Licence Act	73	--	74	1.4%	83	12.2%
Other Violations	484	--	539	11.4%	817	51.6%
Total	4,108	--	5,352	30.3%	7,891	47.4%

YTD

Year	2022		2023		2024	
ChargeCategory1	Offence Count	% Change	Offence Count	% Change	Offence Count	% Change
Criminal Code Non-Traffic	892	--	974	9.2%	838	-14.0%
Criminal Code Traffic	144	--	188	30.6%	180	-4.3%
Highway Traffic Act	2,515	--	3,577	42.2%	5,973	67.0%
Liquor Licence Act	73	--	74	1.4%	83	12.2%
Other Violations	484	--	539	11.4%	817	51.6%
Total	4,108	--	5,352	30.3%	7,891	47.4%

January - December



Traffic Related Charges

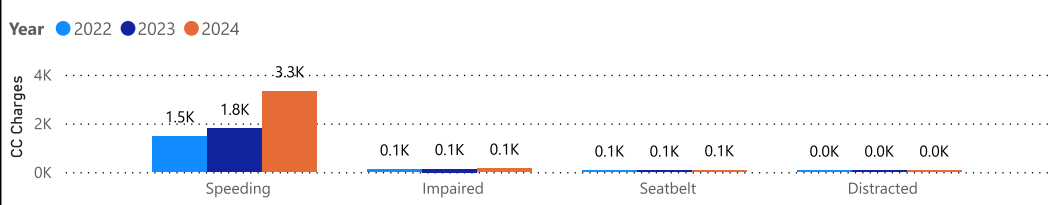
January - December

Year	2022		2023		2024	
ChargeCategory2	Offence Count	% Change	Offence Count	% Change	Offence Count	% Change
Speeding	1,469	--	1,777	21.0%	3,318	86.7%
Seatbelt	61	--	60	-1.6%	76	26.7%
Impaired	106	--	124	17.0%	141	13.7%
Distracted	4	--	10	150.0%	31	210.0%

YTD

Year	2022		2023		2024	
ChargeCategory2	Offence Count	% Change	Offence Count	% Change	Offence Count	% Change
Speeding	1,469	--	1,777	21.0%	3,318	86.7%
Seatbelt	61	--	60	-1.6%	76	26.7%
Impaired	106	--	124	17.0%	141	13.7%
Distracted	4	--	10	150.0%	31	210.0%

January - December



Detachment: 1J - CITY OF KAWARTHA LAKES

Location code(s): 1J00 - CITY OF KAWARTHA LAKES

Area(s): ALL

Data source date:

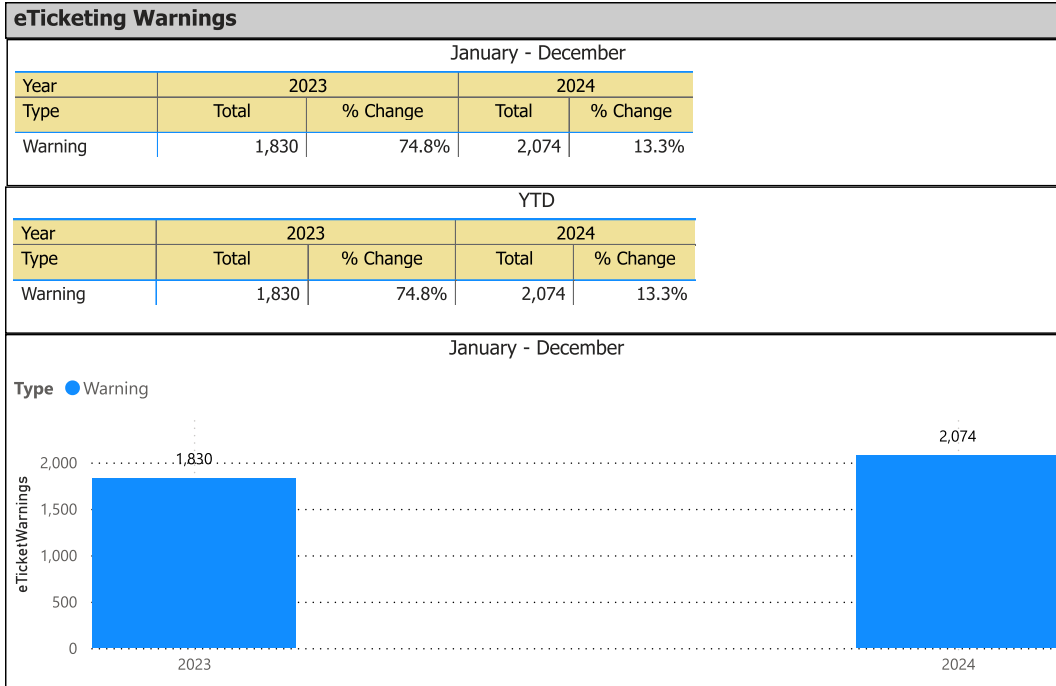
13-Jan-25

Report Generated on:

16-Jan-2025 2:47:02 PM



**OPP Detachment Board Report
Records Management System
January - December 2024**



Note: The eTicketing system was not fully implemented until the end of 2022, therefore data is only available beginning in 2023. % Change in 2023 may appear higher in this report due to the incomplete 2022 data.

Detachment: 1J - CITY OF KAWARTHA LAKES

Location code(s): 1J00 - CITY OF KAWARTHA LAKES

Area(s): ALL

Data source date:

13-Jan-25

Report Generated on:

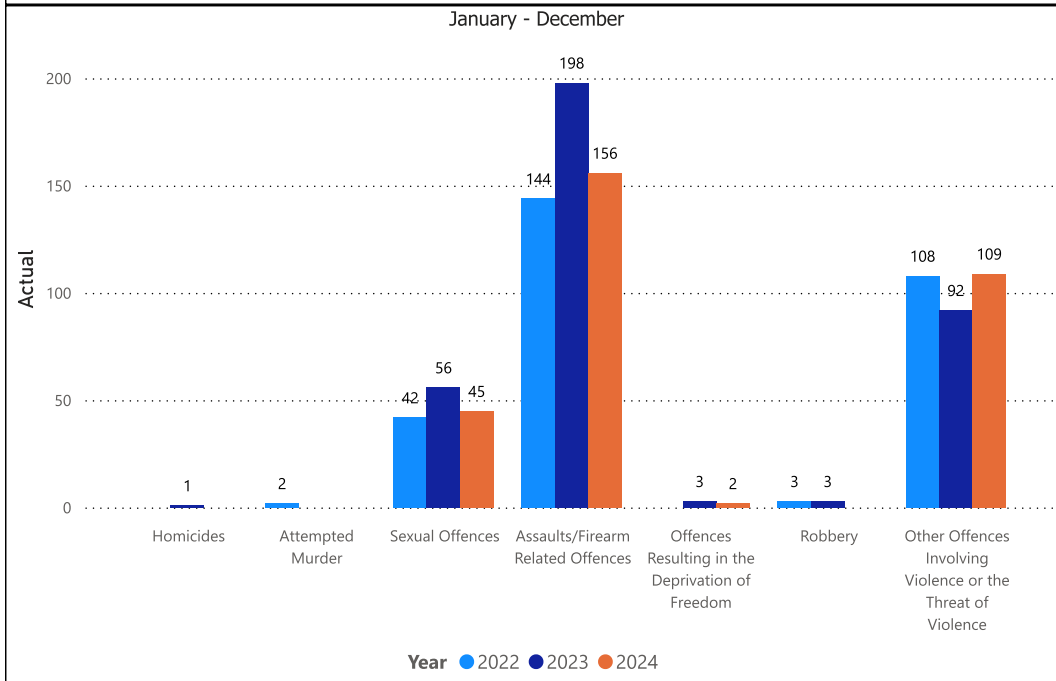
16-Jan-2025 2:50:30 PM



OPP Detachment Board Report Records Management System January - December 2024

Violent Crime						
January-December						
Year	2022		2023		2024	
ViolationGrp	Actual	% Change	Actual	% Change	Actual	% Change
Homicides	0	--	1	--	0	-100.0%
Other Offences Causing Death	0	--	0	--	0	--
Attempted Murder	2	--	0	-100.0%	0	--
Sexual Offences	42	--	56	33.3%	45	-19.6%
Assaults/Firearm Related Offences	144	--	198	37.5%	156	-21.2%
Offences Resulting in the Deprivation of Freedom	0	--	3	--	2	-33.3%
Robbery	3	--	3	0.0%	0	-100.0%
Other Offences Involving Violence or the Threat of Violence	108	--	92	-14.8%	109	18.5%
Offences in Relation to Sexual Services	0	--	0	--	0	--
Total	299	--	353	18.1%	312	-11.6%

YTD						
Year	2022		2023		2024	
ViolationGrp	Actual	% Change	Actual	% Change	Actual	% Change
Homicides	0	--	1	--	0	-100.0%
Other Offences Causing Death	0	--	0	--	0	--
Attempted Murder	2	--	0	-100.0%	0	--
Sexual Offences	42	--	56	33.3%	45	-19.6%
Assaults/Firearm Related Offences	144	--	198	37.5%	156	-21.2%
Offences Resulting in the Deprivation of Freedom	0	--	3	--	2	-33.3%
Robbery	3	--	3	0.0%	0	-100.0%
Other Offences Involving Violence or the Threat of Violence	108	--	92	-14.8%	109	18.5%
Offences in Relation to Sexual Services	0	--	0	--	0	--
Total	299	--	353	18.1%	312	-11.6%



Detachment: 1J - CITY OF KAWARTHA LAKES

Location code(s): 1J00 - CITY OF KAWARTHA LAKES

Area(s): ALL

Data source date:
13-Jan-2025

Report Generated on:
16-Jan-2025 2:47:02 PM



OPP Detachment Board Report Records Management System January - December 2024

Property Crime

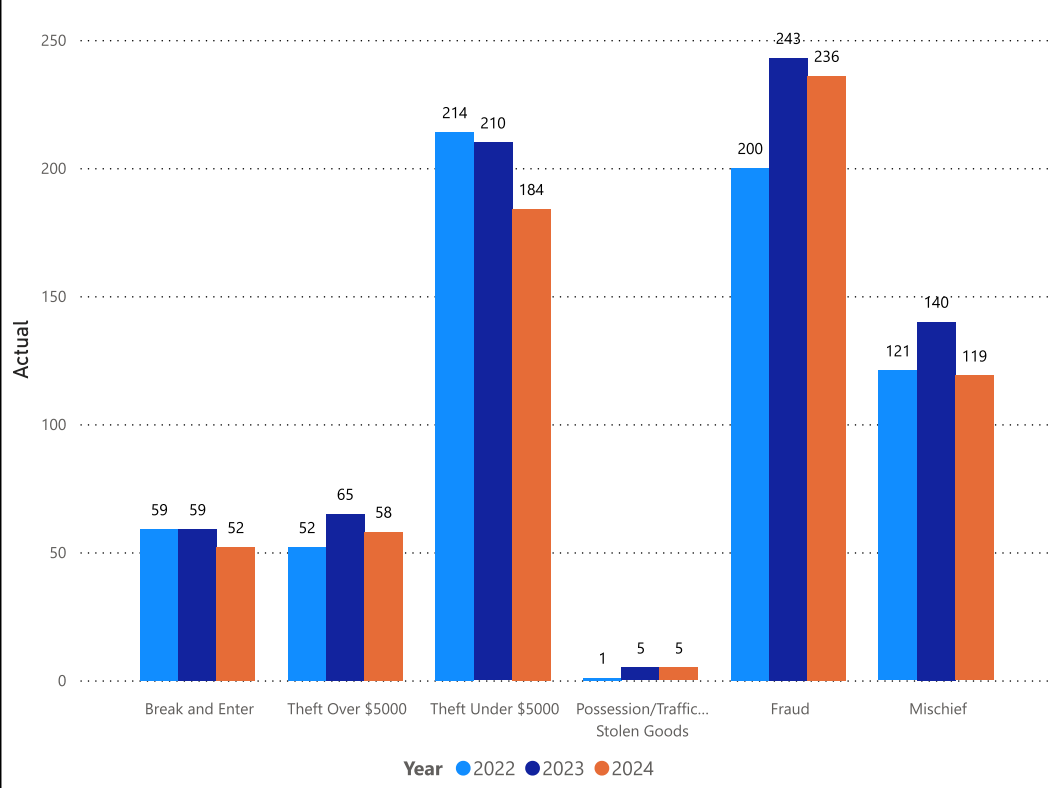
January - December

Year	2022		2023		2024	
ViolationGrp	Actual	% Change	Actual	% Change	Actual	% Change
Arson	0	--	0	--	0	--
Break and Enter	59	--	59	0.0%	52	-11.9%
Theft Over \$5000	52	--	65	25.0%	58	-10.8%
Theft Under \$5000	214	--	210	-1.9%	184	-12.4%
Possession/Trafficking Stolen Goods	1	--	5	400.0%	5	0.0%
Fraud	200	--	243	21.5%	236	-2.9%
Mischief	121	--	140	15.7%	119	-15.0%
Total	647	--	722	11.6%	654	-9.4%

YTD

Year	2022		2023		2024	
ViolationGrp	Actual	% Change	Actual	% Change	Actual	% Change
Arson	0	--	0	--	0	--
Break and Enter	59	--	59	0.0%	52	-11.9%
Theft Over \$5000	52	--	65	25.0%	58	-10.8%
Theft Under \$5000	214	--	210	-1.9%	184	-12.4%
Possession/Trafficking Stolen Goods	1	--	5	400.0%	5	0.0%
Fraud	200	--	243	21.5%	236	-2.9%
Mischief	121	--	140	15.7%	119	-15.0%
Total	647	--	722	11.6%	654	-9.4%

January - December



Detachment: 1J - CITY OF KAWARTHA LAKES

Location code(s): 1J00 - CITY OF KAWARTHA LAKES

Area(s): ALL

Data source date:
13-Jan-2025

Report Generated on:
16-Jan-2025 2:47:02 PM



**OPP Detachment Board Report
Records Management System
January - December 2024**

Drug Crime

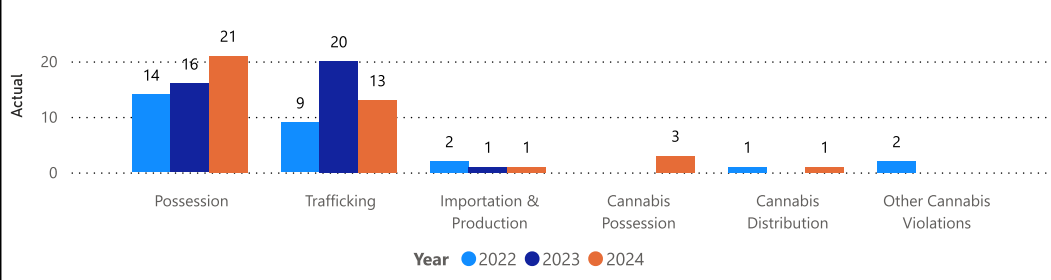
January - December

Year	2022		2023		2024	
ViolationGrp	Actual	% Change	Actual	% Change	Actual	% Change
Possession	14	--	16	14.3%	21	31.3%
Trafficking	9	--	20	122.2%	13	-35.0%
Importation & Production	2	--	1	-50.0%	1	0.0%
Cannabis Possession	0	--	0	--	3	--
Cannabis Distribution	1	--	0	-100.0%	1	--
Cannabis Sale	0	--	0	--	0	--
Cannabis Importation & Exportation	0	--	0	--	0	--
Cannabis Production	0	--	0	--	0	--
Other Cannabis Violations	2	--	0	-100.0%	0	--
Total	28	--	37	32.1%	39	5.4%

YTD

Year	2022		2023		2024	
ViolationGrp	Actual	% Change	Actual	% Change	Actual	% Change
Possession	14	--	16	14.3%	21	31.3%
Trafficking	9	--	20	122.2%	13	-35.0%
Importation & Production	2	--	1	-50.0%	1	0.0%
Cannabis Possession	0	--	0	--	3	--
Cannabis Distribution	1	--	0	-100.0%	1	--
Cannabis Sale	0	--	0	--	0	--
Cannabis Importation & Exportation	0	--	0	--	0	--
Cannabis Production	0	--	0	--	0	--
Other Cannabis Violations	2	--	0	-100.0%	0	--
Total	28	--	37	32.1%	39	5.4%

January - December



Top 3 Violation Types	Top 5 Violation Groups																																														
January - December	January - December																																														
<table border="1"> <caption>Actual Counts by Violation Type</caption> <thead> <tr> <th>Year</th> <th>Violent</th> <th>Property</th> <th>Other</th> </tr> </thead> <tbody> <tr> <td>2022</td> <td>299</td> <td>647</td> <td>233</td> </tr> <tr> <td>2023</td> <td>353</td> <td>722</td> <td>255</td> </tr> <tr> <td>2024</td> <td>312</td> <td>654</td> <td>221</td> </tr> </tbody> </table>	Year	Violent	Property	Other	2022	299	647	233	2023	353	722	255	2024	312	654	221	<table border="1"> <thead> <tr> <th>ViolationGrp</th> <th>2022</th> <th>2023</th> <th>2024</th> <th>Total</th> </tr> </thead> <tbody> <tr> <td>Fraud</td> <td>200</td> <td>243</td> <td>236</td> <td>679</td> </tr> <tr> <td>Theft Under \$5000</td> <td>214</td> <td>210</td> <td>184</td> <td>608</td> </tr> <tr> <td>Failure to Comply</td> <td>178</td> <td>183</td> <td>158</td> <td>519</td> </tr> <tr> <td>Assaults/Firearm Related Offences</td> <td>144</td> <td>198</td> <td>156</td> <td>498</td> </tr> <tr> <td>Provincial Statutes</td> <td>133</td> <td>122</td> <td>128</td> <td>383</td> </tr> </tbody> </table>	ViolationGrp	2022	2023	2024	Total	Fraud	200	243	236	679	Theft Under \$5000	214	210	184	608	Failure to Comply	178	183	158	519	Assaults/Firearm Related Offences	144	198	156	498	Provincial Statutes	133	122	128	383
Year	Violent	Property	Other																																												
2022	299	647	233																																												
2023	353	722	255																																												
2024	312	654	221																																												
ViolationGrp	2022	2023	2024	Total																																											
Fraud	200	243	236	679																																											
Theft Under \$5000	214	210	184	608																																											
Failure to Comply	178	183	158	519																																											
Assaults/Firearm Related Offences	144	198	156	498																																											
Provincial Statutes	133	122	128	383																																											

Detachment: 1J - CITY OF KAWARTHA LAKES

Location code(s): 1J00 - CITY OF KAWARTHA LAKES

Area(s): ALL

Data source date:
13-Jan-2025

Report Generated on:
16-Jan-2025 2:47:02 PM



OPP Detachment Board Report Records Management System January - December 2024

Other Crime Occurrences

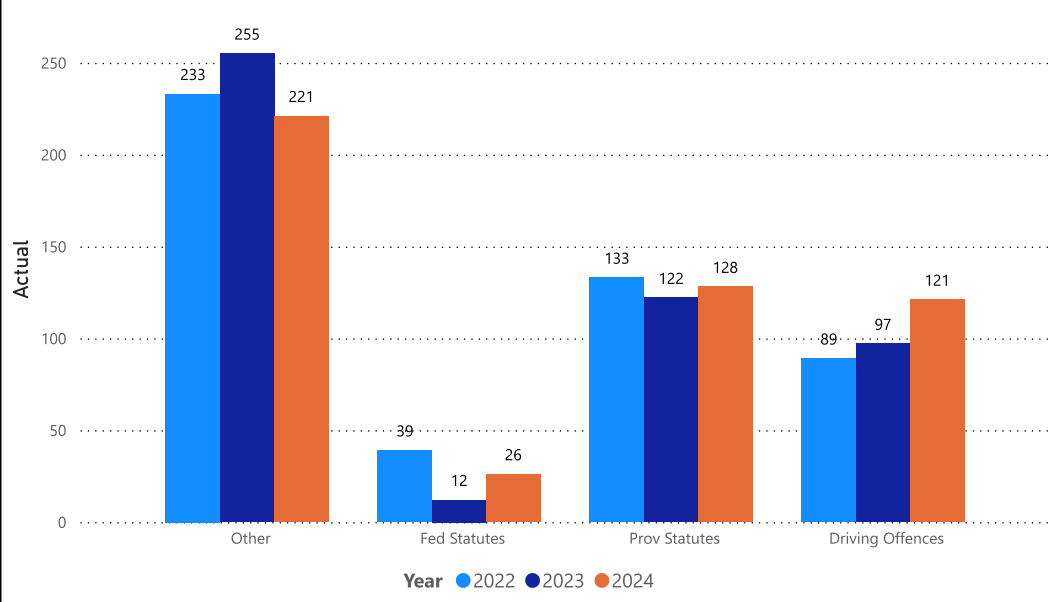
January - December

Year	2022		2023		2024	
Violation_rollup	Actual	% Change	Actual	% Change	Actual	% Change
Other	233	--	255	9.4%	221	-13.3%
Fed Statutes	39	--	12	-69.2%	26	116.7%
Prov Statutes	133	--	122	-8.3%	128	4.9%
Driving Offences	89	--	97	9.0%	121	24.7%
Total	494	--	486	-1.6%	496	2.1%

YTD

Year	2022		2023		2024	
Violation_rollup	Actual	% Change	Actual	% Change	Actual	% Change
Other	233	--	255	9.4%	221	-13.3%
Fed Statutes	39	--	12	-69.2%	26	116.7%
Prov Statutes	133	--	122	-8.3%	128	4.9%
Driving Offences	89	--	97	9.0%	121	24.7%
Total	494	--	486	-1.6%	496	2.1%

January - December



Detachment: 1J - CITY OF KAWARTHA LAKES

Location code(s): 1J00 - CITY OF KAWARTHA LAKES

Area(s): ALL

Data source date:

13-Jan-2025

Report Generated on:

16-Jan-2025 2:47:02 PM



OPP Detachment Board Report Records Management System January - December 2024

Clearance Rate

January - December

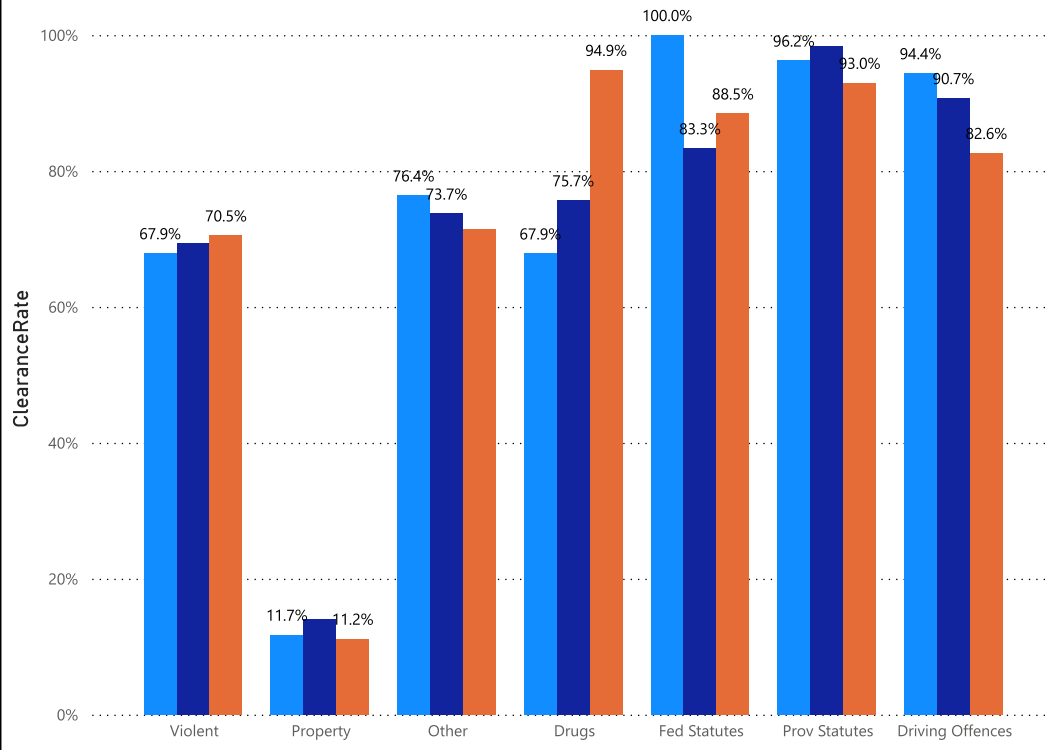
Year	2022		2023		2024	
	%	% Change	%	% Change	%	% Change
Violent	67.9%	--	69.4%	2.2%	70.5%	1.6%
Property	11.7%	--	14.0%	19.1%	11.2%	-20.2%
Other	76.4%	--	73.7%	-3.5%	71.5%	-3.0%
Drugs	67.9%	--	75.7%	11.5%	94.9%	25.4%
Fed Statutes	100.0%	--	83.3%	-16.7%	88.5%	6.2%
Prov Statutes	96.2%	--	98.4%	2.2%	93.0%	-5.5%
Driving Offences	94.4%	--	90.7%	-3.9%	82.6%	-8.9%

YTD

Year	2022		2023		2024	
	%	% Change	%	% Change	%	% Change
Violent	67.9%	--	69.4%	2.2%	70.5%	1.6%
Property	11.7%	--	14.0%	19.1%	11.2%	-20.2%
Other	76.4%	--	73.7%	-3.5%	71.5%	-3.0%
Drugs	67.9%	--	75.7%	11.5%	94.9%	25.4%
Fed Statutes	100.0%	--	83.3%	-16.7%	88.5%	6.2%
Prov Statutes	96.2%	--	98.4%	2.2%	93.0%	-5.5%
Driving Offences	94.4%	--	90.7%	-3.9%	82.6%	-8.9%

January - December

Year ● 2022 ● 2023 ● 2024



Detachment: 1J - CITY OF KAWARTHA LAKES

Location code(s): 1J00 - CITY OF KAWARTHA LAKES

Area(s): ALL

Data source date:

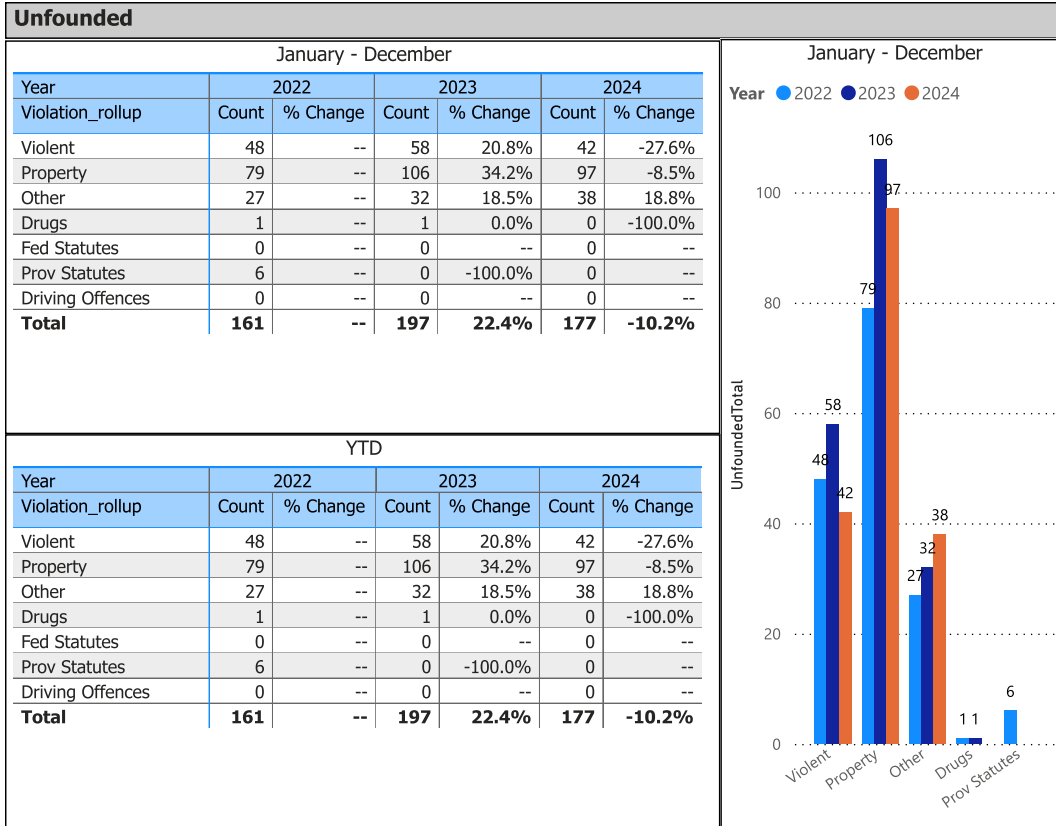
13-Jan-2025

Report Generated on:

16-Jan-2025 2:47:02 PM



OPP Detachment Board Report Records Management System January - December 2024



Detachment: 1J - CITY OF KAWARTHA LAKES

Location code(s): 1J00 - CITY OF KAWARTHA LAKES

Area(s): ALL

Data source date:

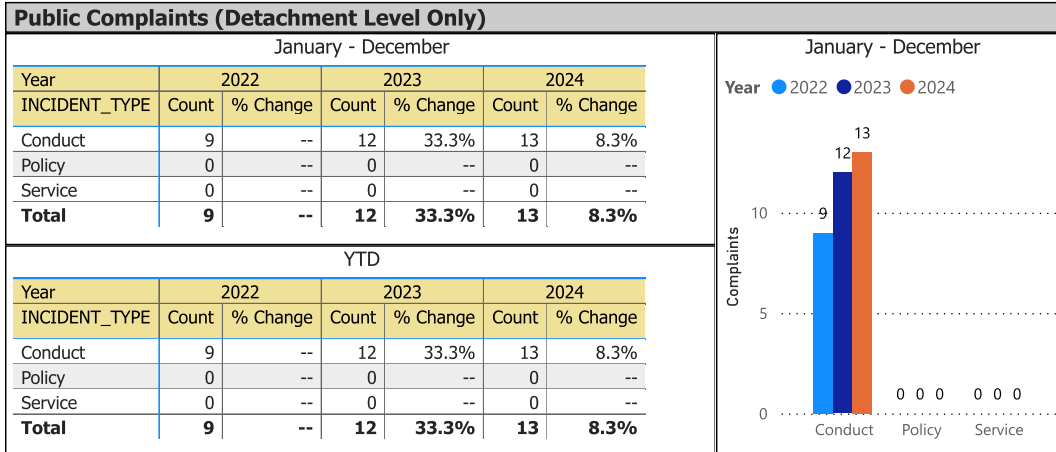
13-Jan-2025

Report Generated on:

16-Jan-2025 2:47:02 PM



OPP Detachment Board Report Records Management System January - December 2024



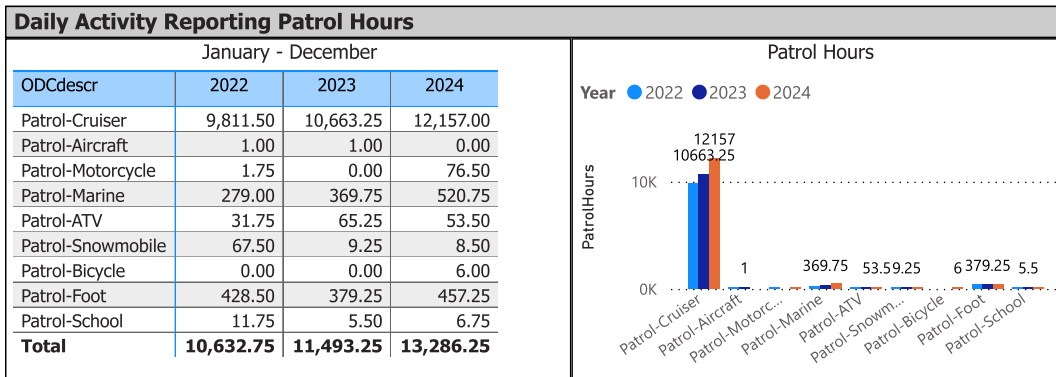
Data source: RMS Data Feed

Ontario Provincial Police, Professional Standards Bureau Commander Reports - File Manager System

Data source date:

13-Jan-2025

Daily Activity Reporting



Data source (Daily Activity Reporting System) date:

13-Jan-2025

Detachment: 1J - CITY OF KAWARTHA LAKES

Location code(s): 1J00 - CITY OF KAWARTHA LAKES

Data source date:

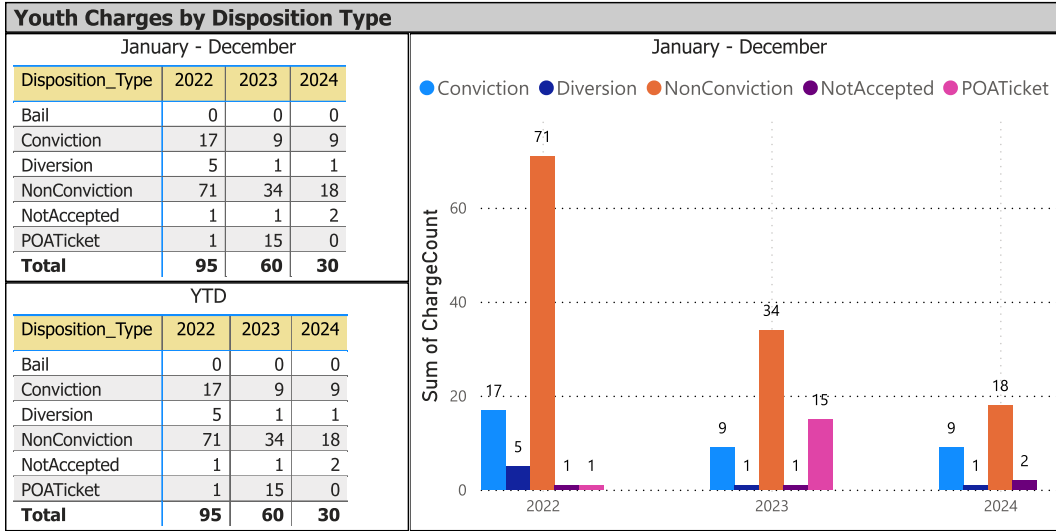
13-Jan-2025

Report Generated on:

16-Jan-2025 2:47:02 PM



**OPP Detachment Board Report
Records Management System
January - December 2024**



Youth Charges by Disposition and Occurrence Type

January - December

Year	2024						Total
OccType	Bail	Conviction	Diversion	NonConviction	NotAccepted	POATicket	
Assault	0	5	0	10	0	0	15
Domestic dispute		1	0	0			1
Drug offences		0	0	3	0	0	3
Harassment		0	0	1			1
Impaired/over 80		1		3	2		6
Mischief		2	1	1	0		4
Total	0	9	1	18	2	0	30

YTD

Year	2024						Total
OccType	Bail	Conviction	Diversion	NonConviction	NotAccepted	POATicket	
Assault	0	5	0	10	0	0	15
Domestic dispute		1	0	0			1
Drug offences		0	0	3	0	0	3
Harassment		0	0	1			1
Impaired/over 80		1		3	2		6
Mischief		2	1	1	0		4
Total	0	9	1	18	2	0	30

The tables and chart on this page present summarized youth charges by disposition and occurrence type that have been recorded in the OPP Niche RMS application. Of note... the Niche data sourced for this report page only lists youth charges that have had a disposition type entered against them. Therefore, please be aware that the counts of youth charges entries on this report page are under stating the potential sum of youth charges that are in OPP Niche RMS.

Detachment: 1J - CITY OF KAWARTHA LAKES
Location code(s): 1J00 - CITY OF KAWARTHA LAKES

Area(s): ALL
Data source date:
13-Jan-2025

Report Generated on:
16-Jan-2025 2:52:42 PM



OPP Detachment Board Report Records Management System January - December 2024

Mental Health Act Occurrences			
January - December			
Year	Occurrences	Unfounded	
2022	418	14	
2023	355	8	
2024	371	9	
YTD			
Year	Occurrences	Unfounded	
2022	418	14	
2023	355	8	
2024	371	9	
Mental Health Act Occurrences by Occurrence Type			
January - December			
Year	2024		
OccurrenceType	Occurrences	Unfounded	
Ambulance Assistance	5	0	
Assault	10	0	
Assist Other Police Agency	1	0	
Attempt or threat of suicide	40	2	
B-E bus/res/oth	1	0	
Breach of probation	1	0	
Disturb the peace	1	0	
Domestic dispute	11	0	
Family dispute	12	0	
Fraud	2	1	
Harassment	1	0	
Impaired/over 80	3	0	
Mental health act	254	3	
Mischief	2	0	
Missing person located	2	0	
Neighbour dispute	2	0	
Non-police matter-lo priority	1	0	
Person Well-Being Check	7	0	
Phone calls	1	0	
Police assistance	2	0	
Suspicious person	3	0	
Theft	1	1	
Threats	3	2	
Traffic enforcement - H.T.A.	2	0	
Trespass to property act	1	0	
Unwanted person	1	0	
Weapons	1	0	
Total	371	9	

Detachment: 1J - CITY OF KAWARTHA LAKES

Location code(s): 1J00 - CITY OF KAWARTHA LAKES

Area(s): ALL

Data source date:

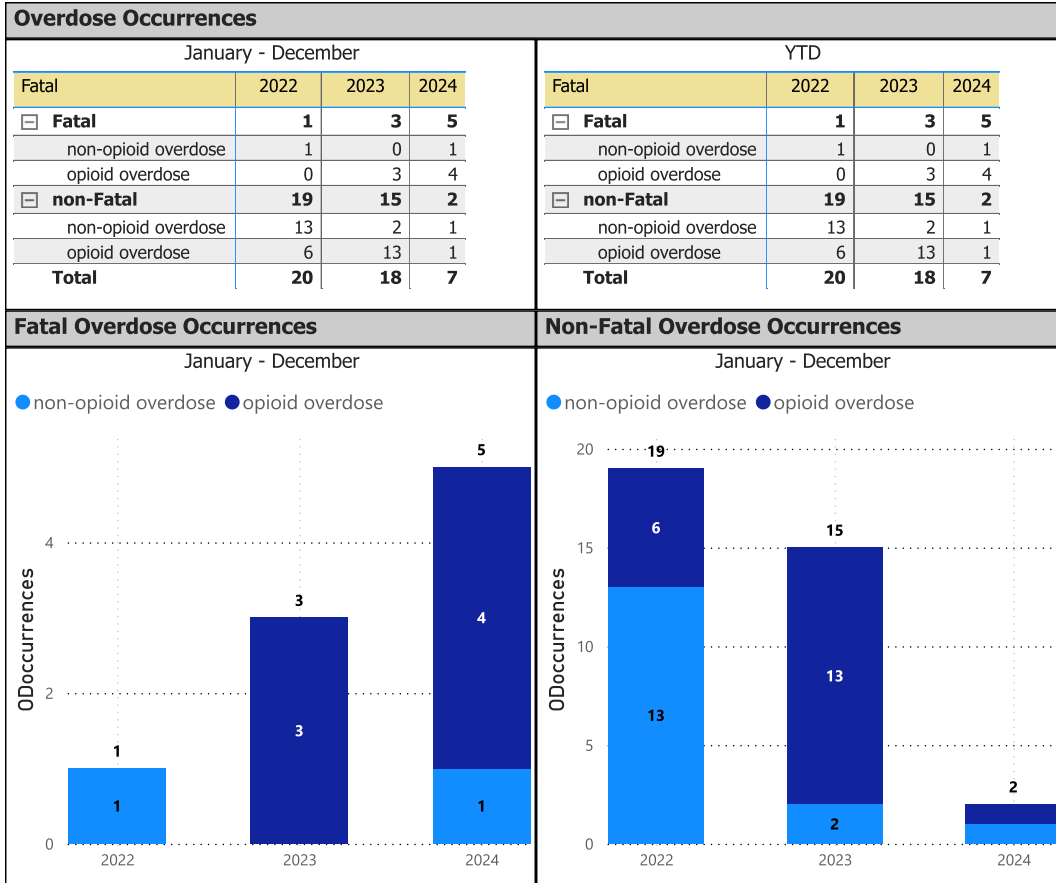
13-Jan-2025

Report Generated on:

16-Jan-2025 2:47:02 PM



**OPP Detachment Board Report
Records Management System
January - December 2024**



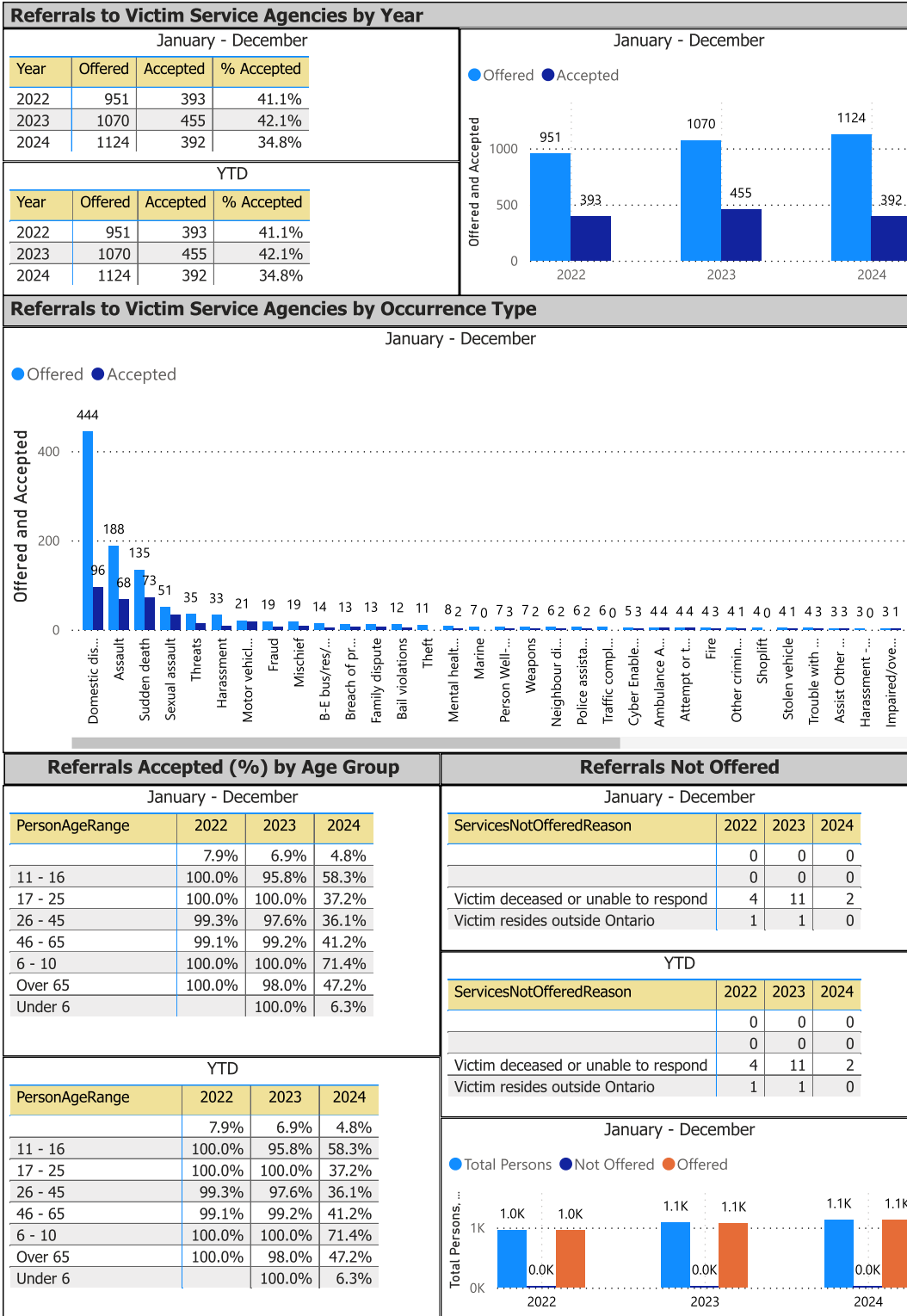
Detachment: 1J - CITY OF KAWARTHA LAKES
Location code(s): 1J00 - CITY OF KAWARTHA LAKES

Area(s): ALL
Data source date:
13-Jan-2025

Report Generated on:
16-Jan-2025 2:47:02 PM



OPP Detachment Board Report Records Management System January - December 2024



Detachment: 1J - CITY OF KAWARTHA LAKES

Location code(s): 1J00 - CITY OF KAWARTHA LAKES

Area(s): ALL

Data source date:
13-Jan-2025

Report Generated on:
16-Jan-2025 2:47:02 PM