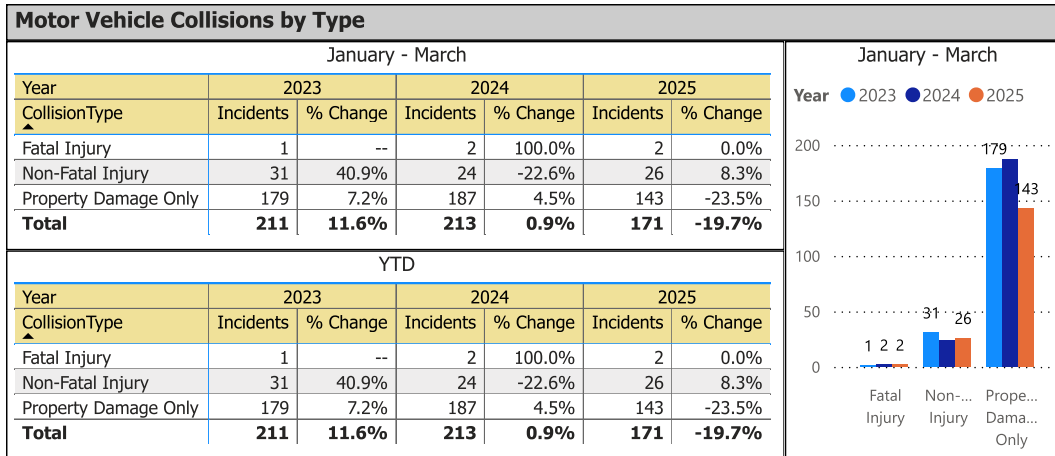




OPP Detachment Board Report  
Collision Reporting System  
January - March 2025



Data source (Collision Reporting System) date:  
17-Mar-2025

Detachment: 1J - CITY OF KAWARTHA LAKES  
Location code(s): 1J00 - CITY OF KAWARTHA LAKES

Area(s): ALL  
Data source date:  
17-Mar-2025

Report Generated on:  
19-Mar-2025 10:41:56 AM



**OPP Detachment Board Report**  
**Records Management System**  
**January - March 2025**

**Criminal Code and Provincial Statute Charges Laid**

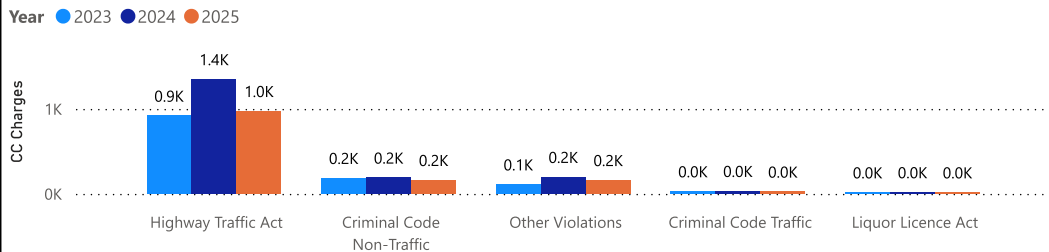
January - March

Year	2023		2024		2025	
ChargeCategory1	Offence Count	% Change	Offence Count	% Change	Offence Count	% Change
Criminal Code Non-Traffic	187	-19.0%	191	2.1%	163	-14.7%
Criminal Code Traffic	30	-30.2%	34	13.3%	26	-23.5%
Highway Traffic Act	920	84.0%	1,350	46.7%	975	-27.8%
Liquor Licence Act	7	-63.2%	19	171.4%	12	-36.8%
Other Violations	111	-45.9%	199	79.3%	162	-18.6%
<b>Total</b>	<b>1,255</b>	<b>25.8%</b>	<b>1,793</b>	<b>42.9%</b>	<b>1,338</b>	<b>-25.4%</b>

YTD

Year	2023		2024		2025	
ChargeCategory1	Offence Count	% Change	Offence Count	% Change	Offence Count	% Change
Criminal Code Non-Traffic	187	-19.0%	191	2.1%	163	-14.7%
Criminal Code Traffic	30	-30.2%	34	13.3%	26	-23.5%
Highway Traffic Act	920	84.0%	1,350	46.7%	975	-27.8%
Liquor Licence Act	7	-63.2%	19	171.4%	12	-36.8%
Other Violations	111	-45.9%	199	79.3%	162	-18.6%
<b>Total</b>	<b>1,255</b>	<b>25.8%</b>	<b>1,793</b>	<b>42.9%</b>	<b>1,338</b>	<b>-25.4%</b>

January - March



**Traffic Related Charges**

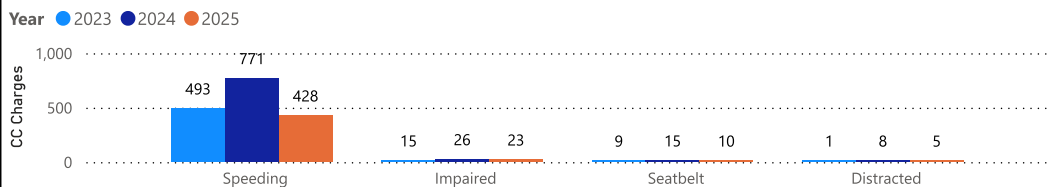
January - March

Year	2023		2024		2025	
ChargeCategory2	Offence Count	% Change	Offence Count	% Change	Offence Count	% Change
Speeding	493	67.1%	771	56.4%	428	-44.5%
Seatbelt	9	28.6%	15	66.7%	10	-33.3%
Impaired	15	-50.0%	26	73.3%	23	-11.5%
Distracted	1	--	8	700.0%	5	-37.5%

YTD

Year	2023		2024		2025	
ChargeCategory2	Offence Count	% Change	Offence Count	% Change	Offence Count	% Change
Speeding	493	67.1%	771	56.4%	428	-44.5%
Seatbelt	9	28.6%	15	66.7%	10	-33.3%
Impaired	15	-50.0%	26	73.3%	23	-11.5%
Distracted	1	--	8	700.0%	5	-37.5%

January - March



Detachment: 1J - CITY OF KAWARTHA LAKES

Location code(s): 1J00 - CITY OF KAWARTHA LAKES

Area(s): ALL

Data source date:

17-Mar-25

Report Generated on:

19-Mar-2025 10:41:56 AM



OPP Detachment Board Report  
Collision Reporting System  
January - March 2025

Fatalities in Detachment Area - Incidents

January - March									
Type	Motor Vehicle			Motorized Snow Vehicle			Off-Road Vehicle		
Year	Alcohol/Drugs	Incidents	% Change	Alcohol/Drugs	Incidents	% Change	Alcohol/Drugs	Incidents	% Change
2023	0	0	--	1	1	--	0	0	--
2024	1	2	--	0	0	-100.0%	0	0	--
2025	0	1	-50.0%	0	0	--	0	1	--

YTD									
Type	Motor Vehicle			Motorized Snow Vehicle			Off-Road Vehicle		
Year	Alcohol/Drugs	Incidents	% Change	Alcohol/Drugs	Incidents	% Change	Alcohol/Drugs	Incidents	% Change
2023	0	0	--	1	1	--	0	0	--
2024	1	2	--	0	0	-100.0%	0	0	--
2025	0	1	-50.0%	0	0	--	0	1	--

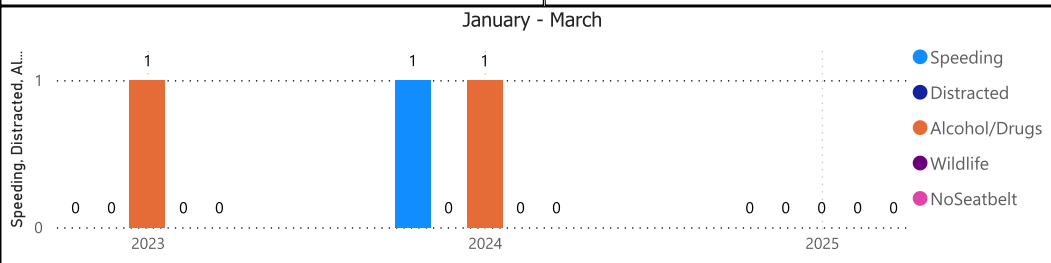
Fatalities in Detachment Area - Persons Killed

January - March						
Type	Motor Vehicle		Motorized Snow Vehicle		Off-Road Vehicle	
Year	Persons Killed	% Change	Persons Killed	% Change	Persons Killed	% Change
2023	0	--	1	--	0	--
2024	2	--	0	-100.0%	0	--
2025	1	-50.0%	0	--	1	--

YTD						
Type	Motor Vehicle		Motorized Snow Vehicle		Off-Road Vehicle	
Year	Persons Killed	% Change	Persons Killed	% Change	Persons Killed	% Change
2023	0	--	1	--	0	--
2024	2	--	0	-100.0%	0	--
2025	1	-50.0%	0	--	1	--

Primary Causal Factors in Fatal Motor Vehicle Collisions

January - March				YTD			
	2023	2024	2025		2023	2024	2025
Speeding	0	1	0	Speeding	0	1	0
Speeding % Change	--	--	-100.0%	Speeding % Change	--	--	-100.0%
Distracted	0	0	0	Distracted	0	0	0
Distracted % Change	--	--	--	Distracted % Change	--	--	--
Alcohol/Drugs	1	1	0	Alcohol/Drugs	1	1	0
Alcohol/Drugs % Change	--	0.0%	-100.0%	Alcohol/Drugs % Change	--	0.0%	-100.0%
Wildlife	0	0	0	Wildlife	0	0	0
Wildlife % Change	--	--	--	Wildlife % Change	--	--	--
NoSeatbelt	0	0	0	NoSeatbeltYTD	0	0	0
NoSeatbelt YoY%	--	--	--	NoSeatbeltYTD YoY%	--	--	--



Data source (Collision Reporting System) date:  
17-Mar-2025

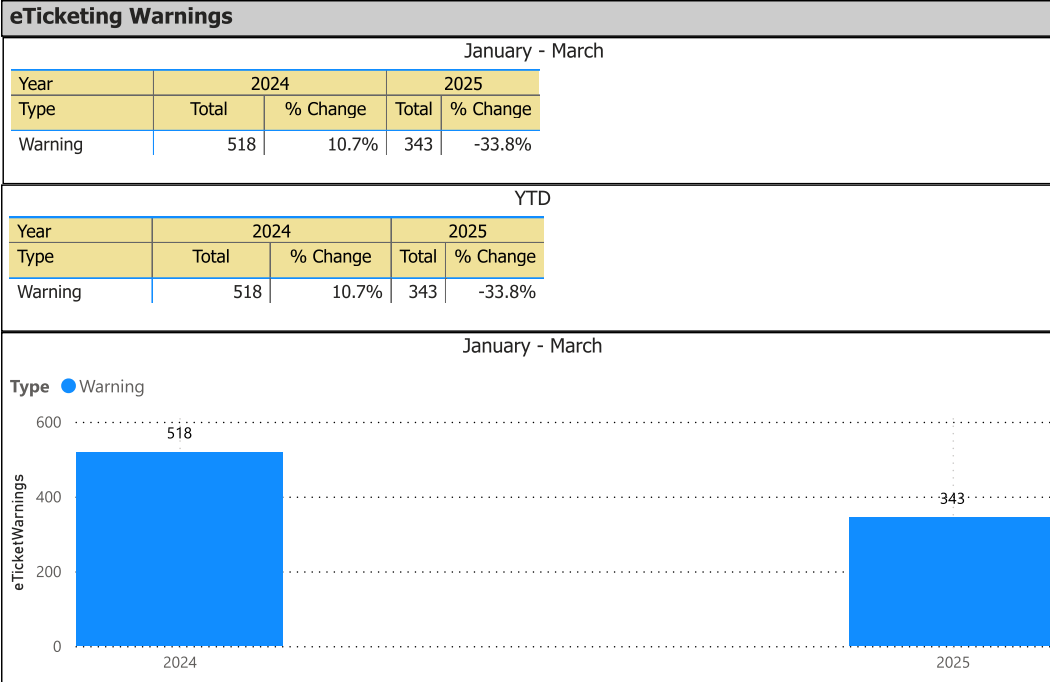
Detachment: 1J - CITY OF KAWARTHA LAKES  
Location code(s): 1J00 - CITY OF KAWARTHA LAKES

Area(s): ALL  
Data source date:  
17-Mar-2025

Report Generated on:  
19-Mar-2025 10:41:56 AM



**OPP Detachment Board Report  
Records Management System  
January - March 2025**



*Note: The eTicketing system was not fully implemented until the end of 2022, therefore data is only available beginning in 2023. % Change in 2023 may appear higher in this report due to the incomplete 2022 data.*

**Detachment: 1J - CITY OF KAWARTHA LAKES**

Location code(s): 1J00 - CITY OF KAWARTHA LAKES

Area(s): ALL

Data source date:

17-Mar-25

Report Generated on:

19-Mar-2025 10:46:18 AM



OPP Detachment Board Report  
Records Management System  
January - March 2025

Drug Crime

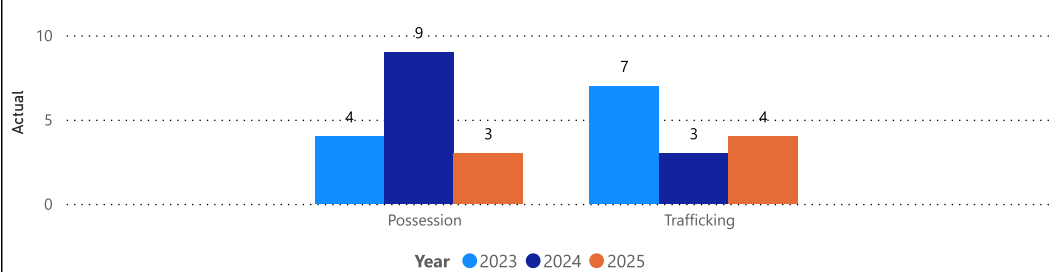
January - March

Year	2023		2024		2025	
ViolationGrp	Actual	% Change	Actual	% Change	Actual	% Change
Possession	4	100.0%	9	125.0%	3	-66.7%
Trafficking	7	133.3%	3	-57.1%	4	33.3%
Importation & Production	0	-100.0%	0	--	0	--
Cannabis Possession	0	--	0	--	0	--
Cannabis Distribution	0	--	0	--	0	--
Cannabis Sale	0	--	0	--	0	--
Cannabis Importation & Exportation	0	--	0	--	0	--
Cannabis Production	0	--	0	--	0	--
Other Cannabis Violations	0	--	0	--	0	--
<b>Total</b>	<b>11</b>	<b>83.3%</b>	<b>12</b>	<b>9.1%</b>	<b>7</b>	<b>-41.7%</b>

YTD

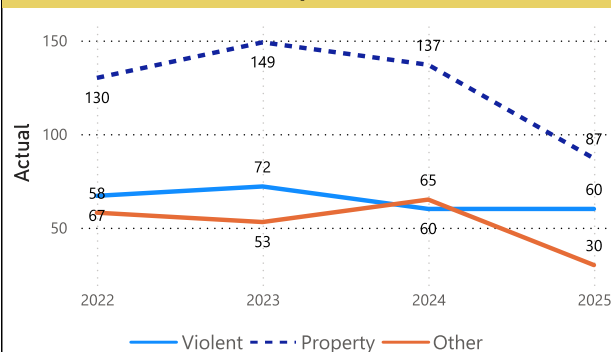
Year	2023		2024		2025	
ViolationGrp	Actual	% Change	Actual	% Change	Actual	% Change
Possession	4	100.0%	9	125.0%	3	-66.7%
Trafficking	7	133.3%	3	-57.1%	4	33.3%
Importation & Production	0	-100.0%	0	--	0	--
Cannabis Possession	0	--	0	--	0	--
Cannabis Distribution	0	--	0	--	0	--
Cannabis Sale	0	--	0	--	0	--
Cannabis Importation & Exportation	0	--	0	--	0	--
Cannabis Production	0	--	0	--	0	--
Other Cannabis Violations	0	--	0	--	0	--
<b>Total</b>	<b>11</b>	<b>83.3%</b>	<b>12</b>	<b>9.1%</b>	<b>7</b>	<b>-41.7%</b>

January - March



Top 3 Violation Types

January - March



Top 5 Violation Groups

January - March

ViolationGrp	2022	2023	2024	2025	Total
Fraud	43	68	66	46	<b>223</b>
Failure to Comply	46	38	50	24	<b>158</b>
Theft Under \$5000	52	42	37	17	<b>148</b>
Provincial Statutes	28	25	53	22	<b>128</b>
Assaults/Firearm Related Offences	29	39	27	31	<b>126</b>

Detachment: 1J - CITY OF KAWARTHA LAKES

Location code(s): 1J00 - CITY OF KAWARTHA LAKES

Area(s): ALL

Data source date:

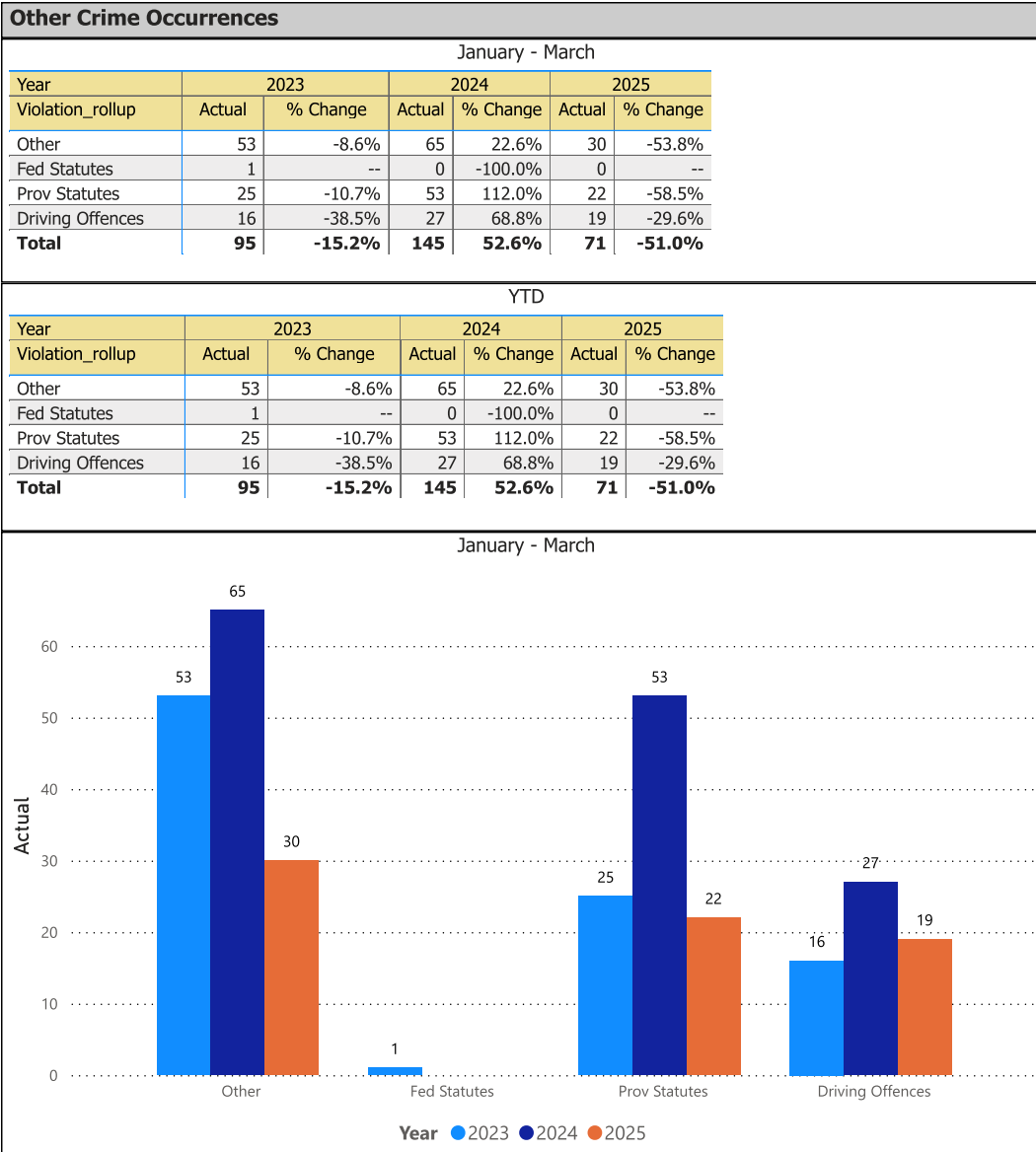
17-Mar-2025

Report Generated on:

19-Mar-2025 10:41:56 AM



**OPP Detachment Board Report  
Records Management System  
January - March 2025**



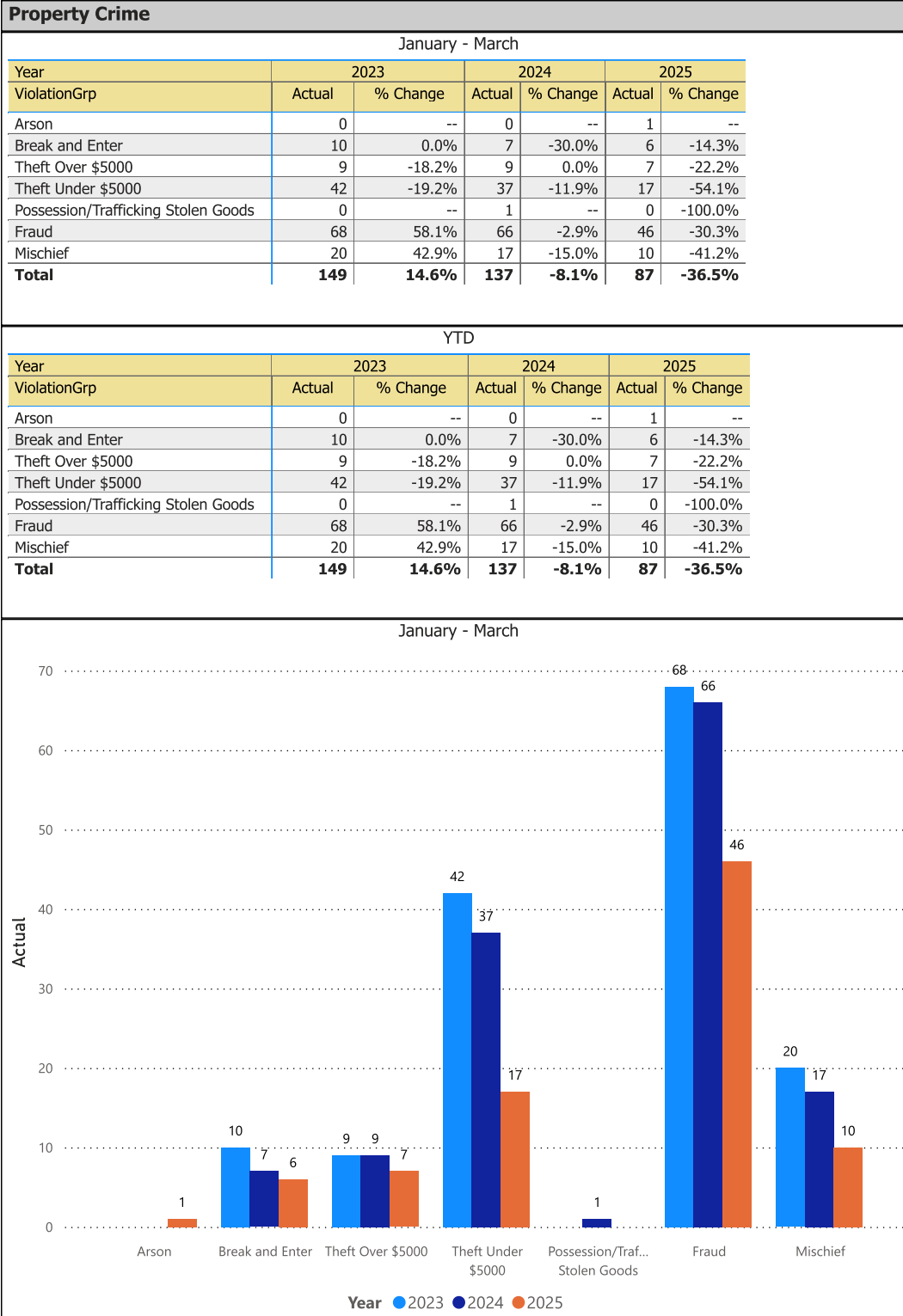
Detachment: 1J - CITY OF KAWARTHA LAKES  
Location code(s): 1J00 - CITY OF KAWARTHA LAKES

Area(s): ALL  
Data source date:  
17-Mar-2025

Report Generated on:  
19-Mar-2025 10:41:56 AM



**OPP Detachment Board Report**  
**Records Management System**  
**January - March 2025**



Detachment: 1J - CITY OF KAWARTHA LAKES

Location code(s): 1J00 - CITY OF KAWARTHA LAKES

Area(s): ALL

Data source date:

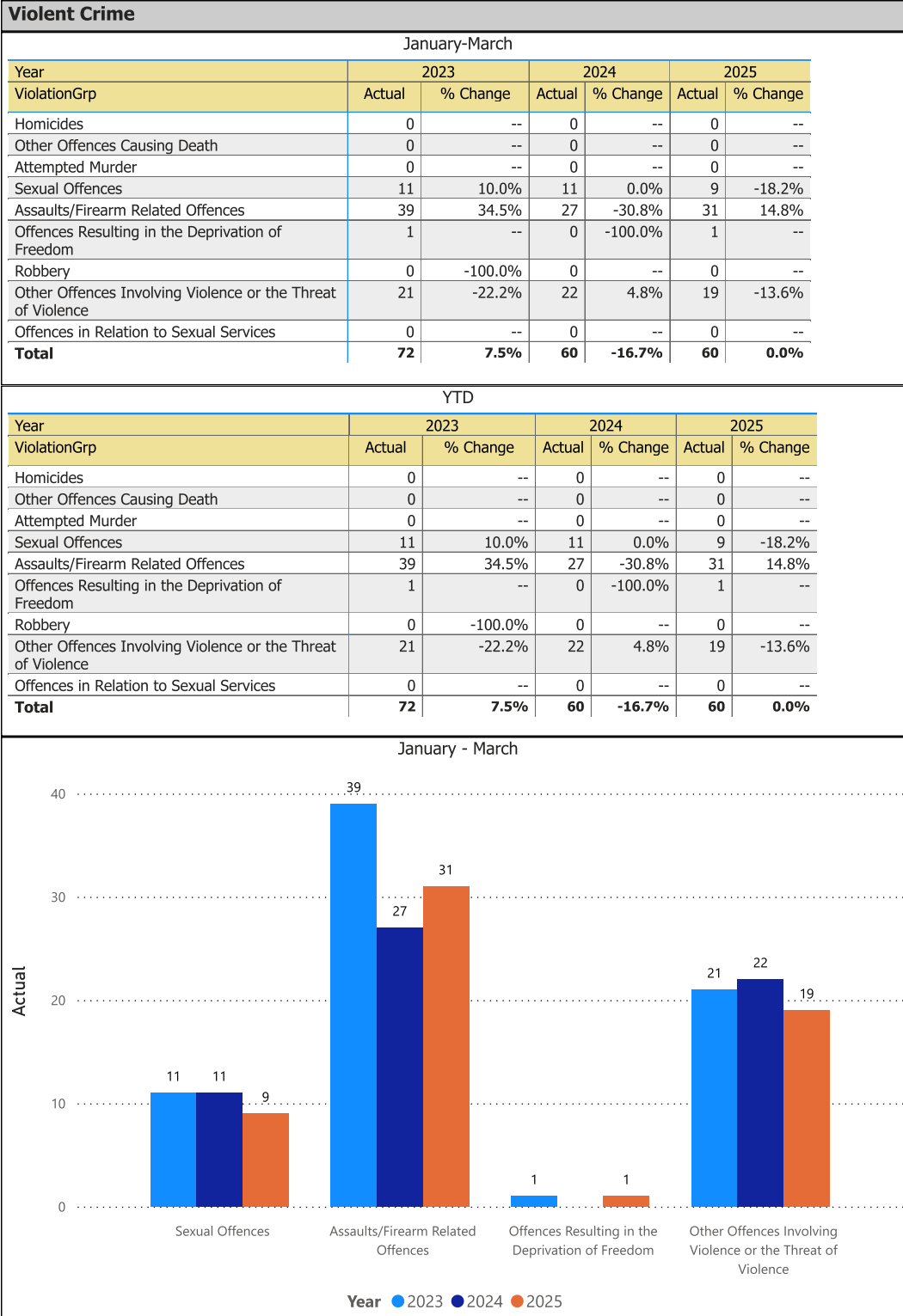
17-Mar-2025

Report Generated on:

19-Mar-2025 10:41:56 AM



**OPP Detachment Board Report  
Records Management System  
January - March 2025**



Detachment: 1J - CITY OF KAWARTHA LAKES

Location code(s): 1J00 - CITY OF KAWARTHA LAKES

Area(s): ALL

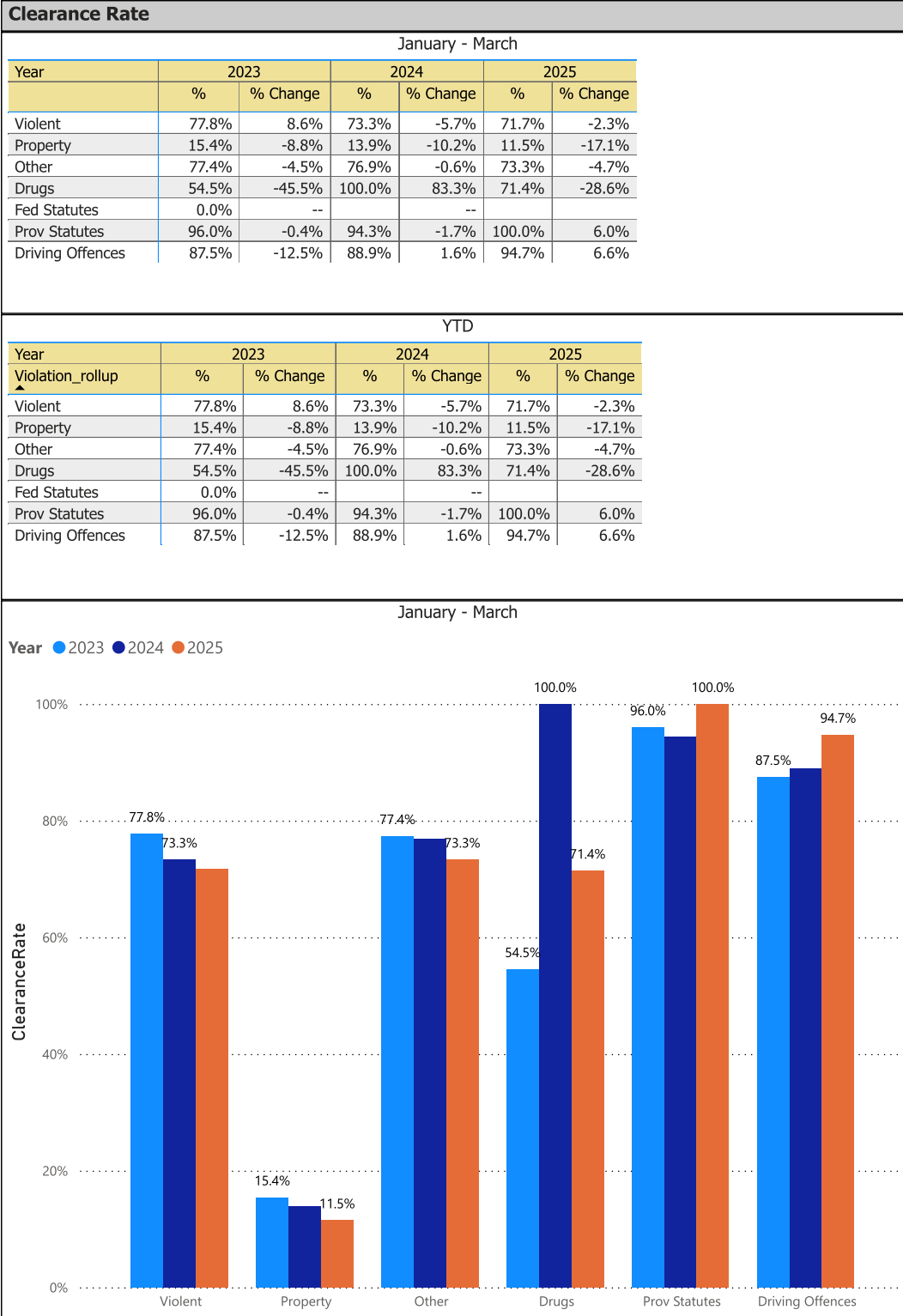
Data source date:  
17-Mar-2025

Report Generated on:  
19-Mar-2025 10:41:56 AM





**OPP Detachment Board Report**  
**Records Management System**  
**January - March 2025**



Detachment: 1J - CITY OF KAWARTHA LAKES

Location code(s): 1J00 - CITY OF KAWARTHA LAKES

Area(s): ALL

Data source date:

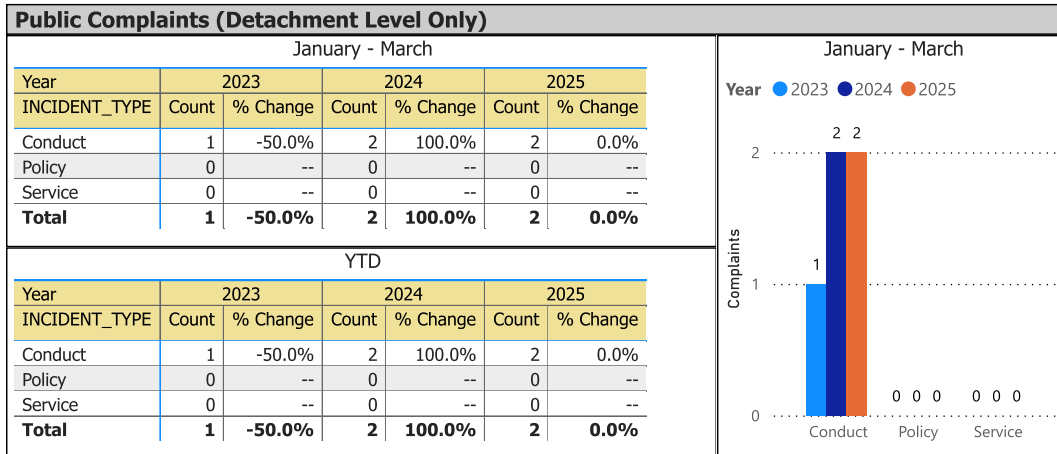
17-Mar-2025

Report Generated on:

19-Mar-2025 10:41:56 AM



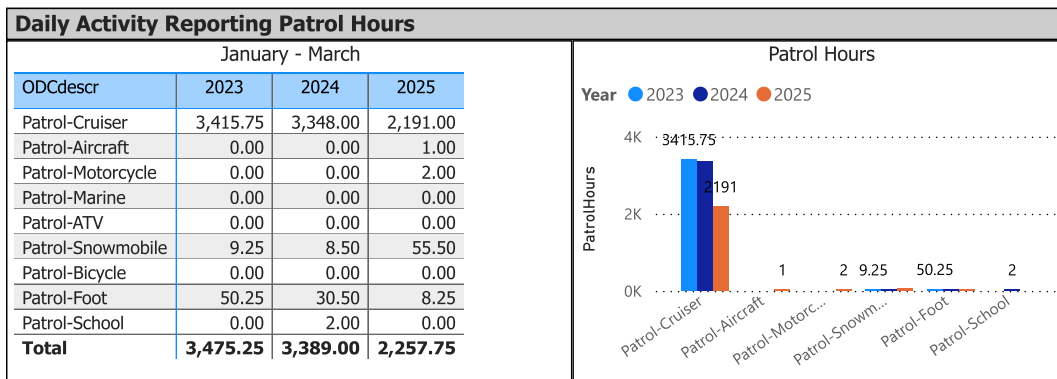
# OPP Detachment Board Report Records Management System January - March 2025



Data source: RMS Data Feed  
Ontario Provincial Police, Professional Standards Bureau Commander Reports - File Manager System

Data source date:  
17-Mar-2025

## Daily Activity Reporting



Data source (Daily Activity Reporting System) date:  
17-Mar-2025

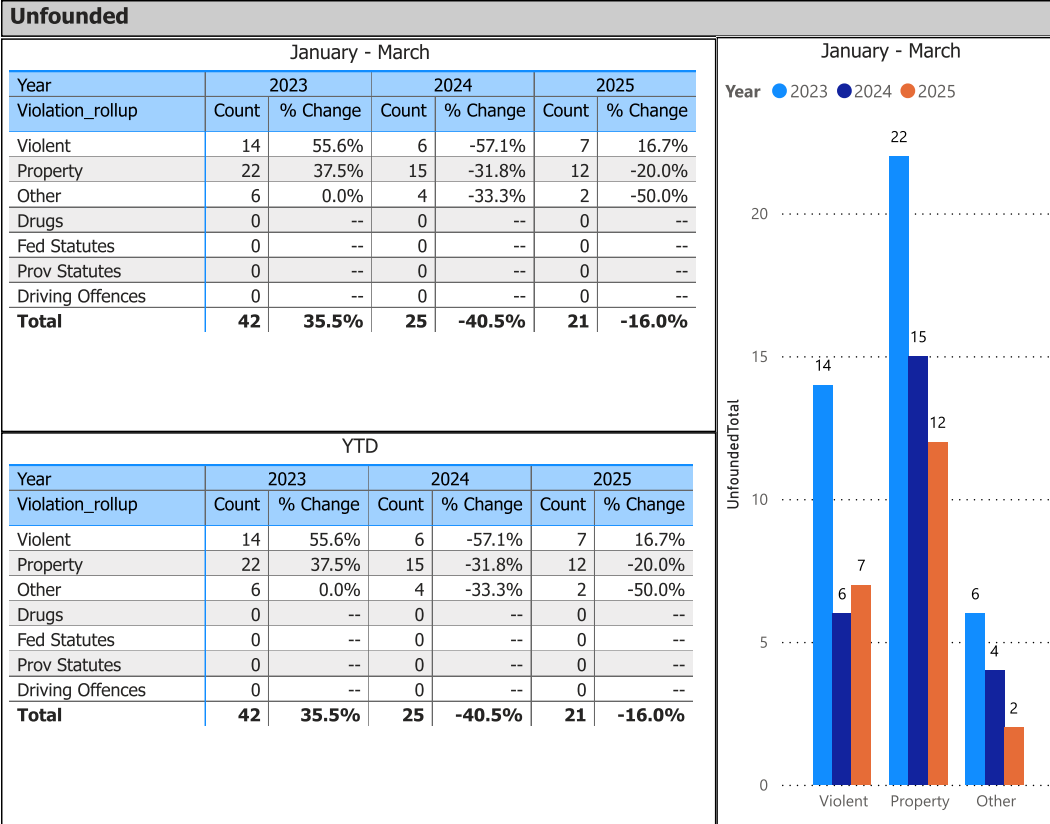
Detachment: 1J - CITY OF KAWARTHA LAKES  
Location code(s): 1J00 - CITY OF KAWARTHA LAKES

Data source date:  
17-Mar-2025

Report Generated on:  
19-Mar-2025 10:41:56 AM



**OPP Detachment Board Report  
Records Management System  
January - March 2025**



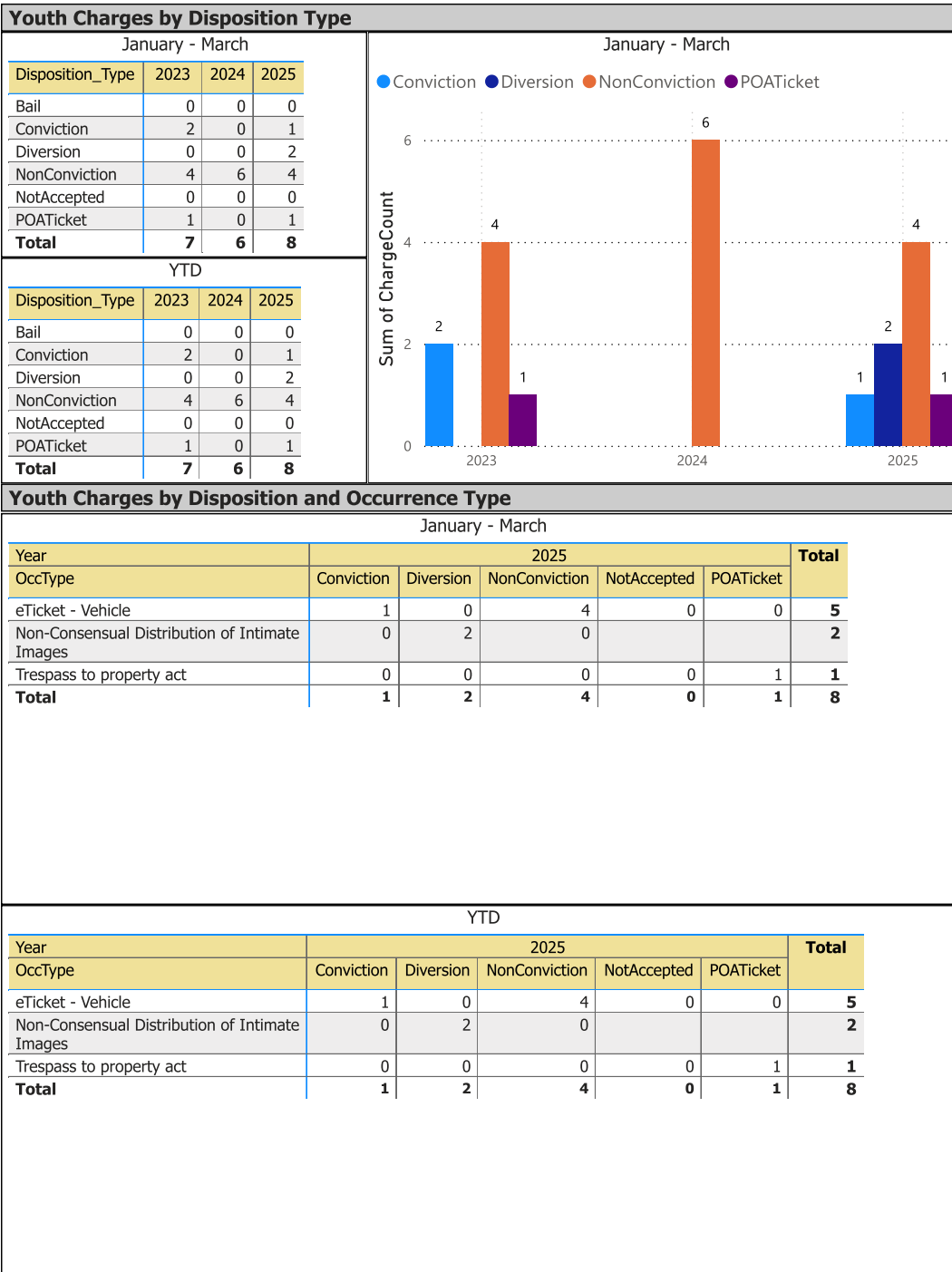
Detachment: 1J - CITY OF KAWARTHA LAKES  
Location code(s): 1J00 - CITY OF KAWARTHA LAKES

Area(s): ALL  
Data source date:  
17-Mar-2025

Report Generated on:  
19-Mar-2025 10:41:56 AM



**OPP Detachment Board Report**  
**Records Management System**  
**January - March 2025**



The tables and chart on this page present summarized youth charges by disposition and occurrence type that have been recorded in the OPP Niche RMS application. Of note... the Niche data sourced for this report page only lists youth charges that have had a disposition type entered against them. Therefore, please be aware that the counts of youth charges entries on this report page are under stating the potential sum of youth charges that are in OPP Niche RMS.

Detachment: 1J - CITY OF KAWARTHA LAKES

Location code(s): 1J00 - CITY OF KAWARTHA LAKES

Area(s): ALL

Data source date:

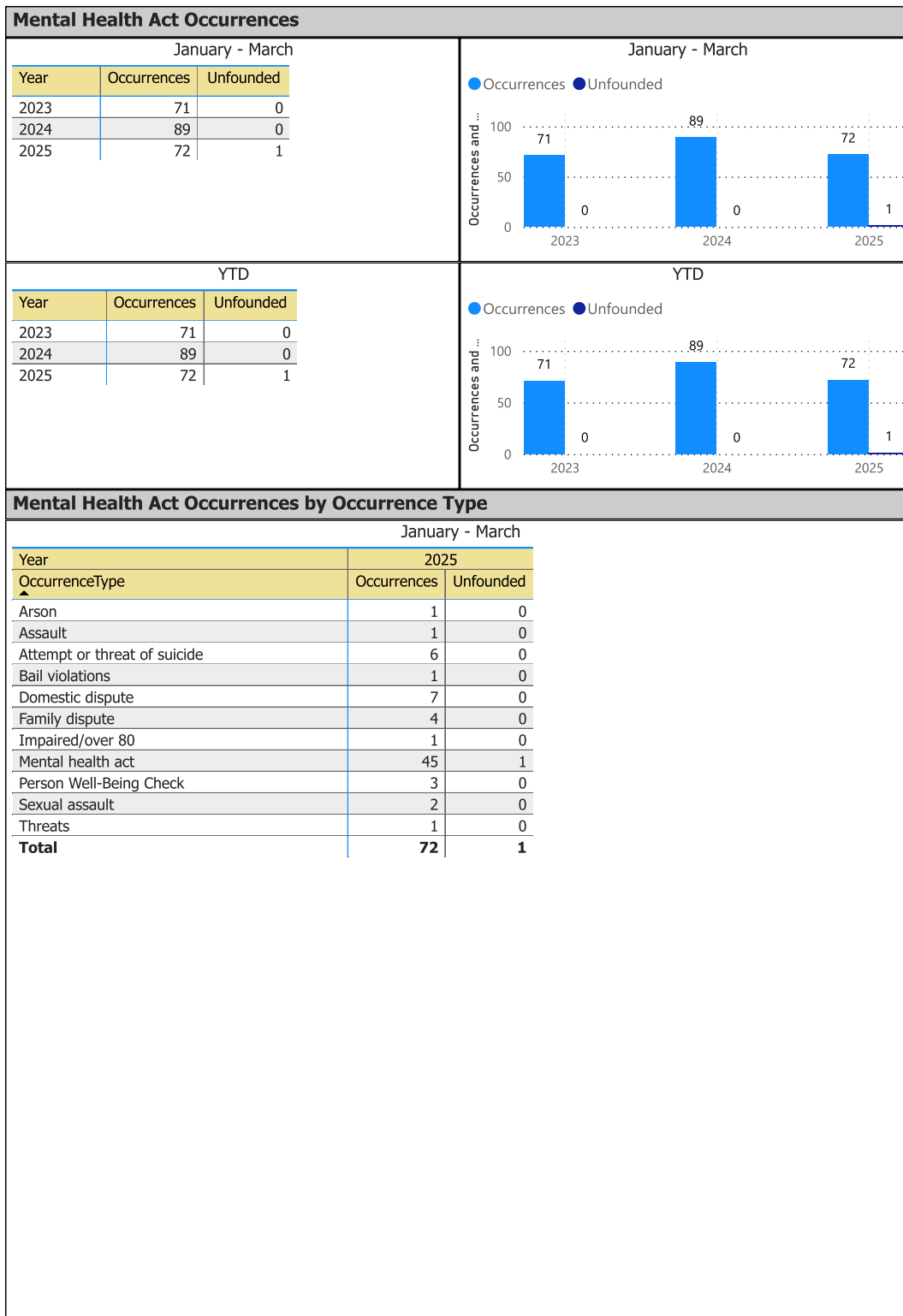
17-Mar-2025

Report Generated on:

19-Mar-2025 10:47:49 AM



# OPP Detachment Board Report Records Management System January - March 2025



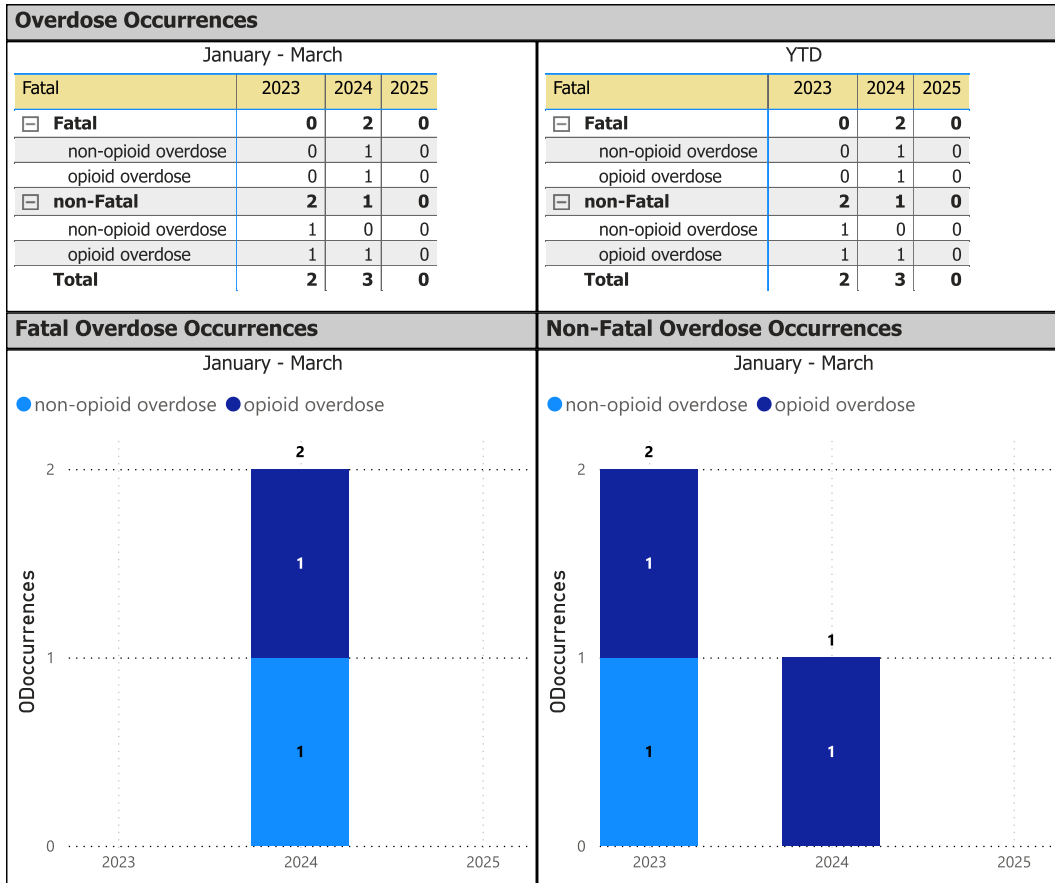
Detachment: 1J - CITY OF KAWARTHA LAKES  
Location code(s): 1J00 - CITY OF KAWARTHA LAKES

Area(s): ALL  
Data source date:  
17-Mar-2025

Report Generated on:  
19-Mar-2025 10:41:56 AM



OPP Detachment Board Report  
Records Management System  
January - March 2025



Detachment: 1J - CITY OF KAWARTHA LAKES  
Location code(s): 1J00 - CITY OF KAWARTHA LAKES

Area(s): ALL  
Data source date:  
17-Mar-2025

Report Generated on:  
19-Mar-2025 10:41:56 AM



# OPP Detachment Board Report Records Management System January - March 2025

