

Kawartha Lakes Fire Rescue

2024 Annual Report

April 8th 2025

Why?

Master Fire Plan - Best Practice

Ensures:

- transparency
- accountability
- compliance
- communication


Fire Prevention & Protection Act, 1997

Responsibility to council

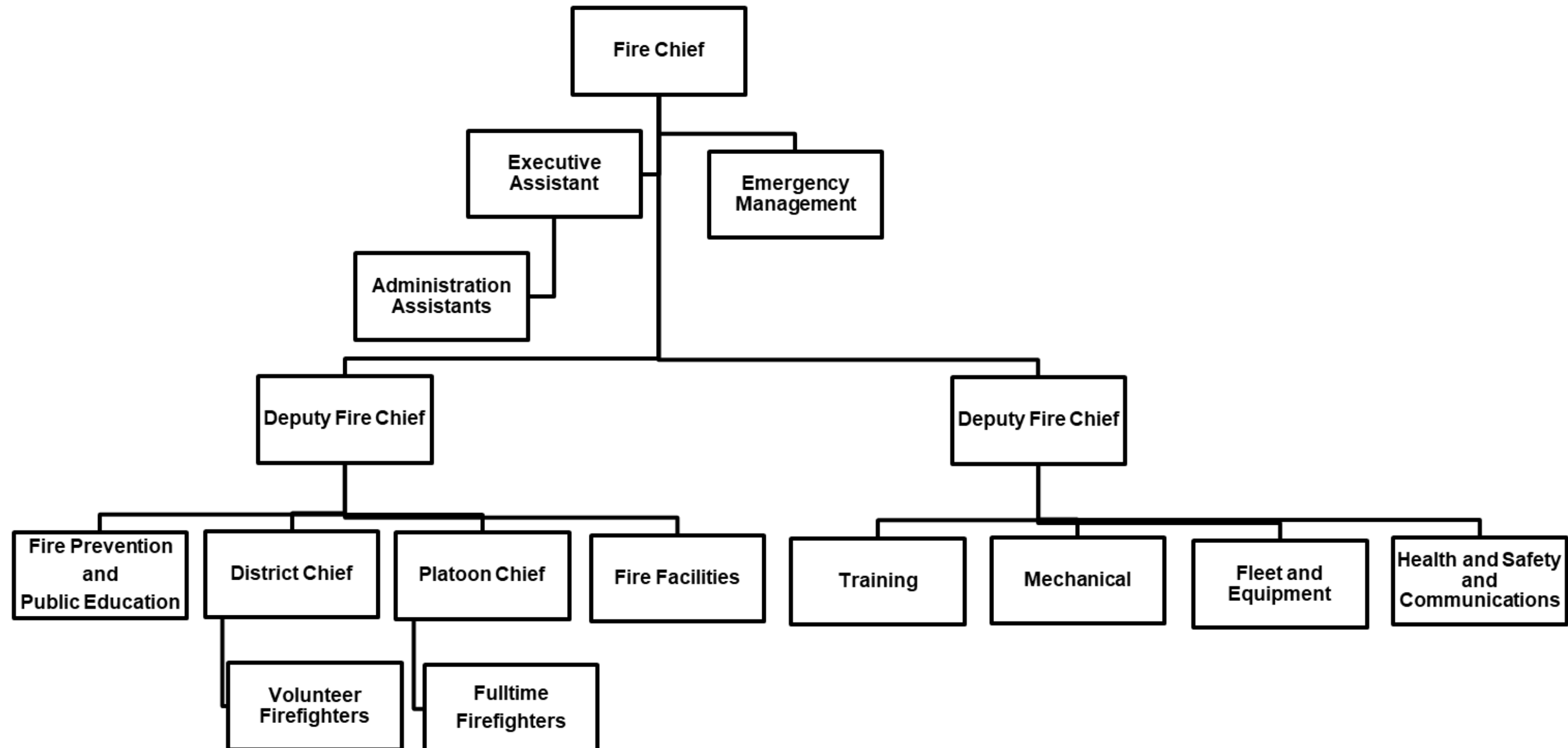
6 (3) A fire chief is the person who is ultimately responsible to the council of a municipality that appointed him or her for the delivery of fire protection services



Department Service Profile 2024



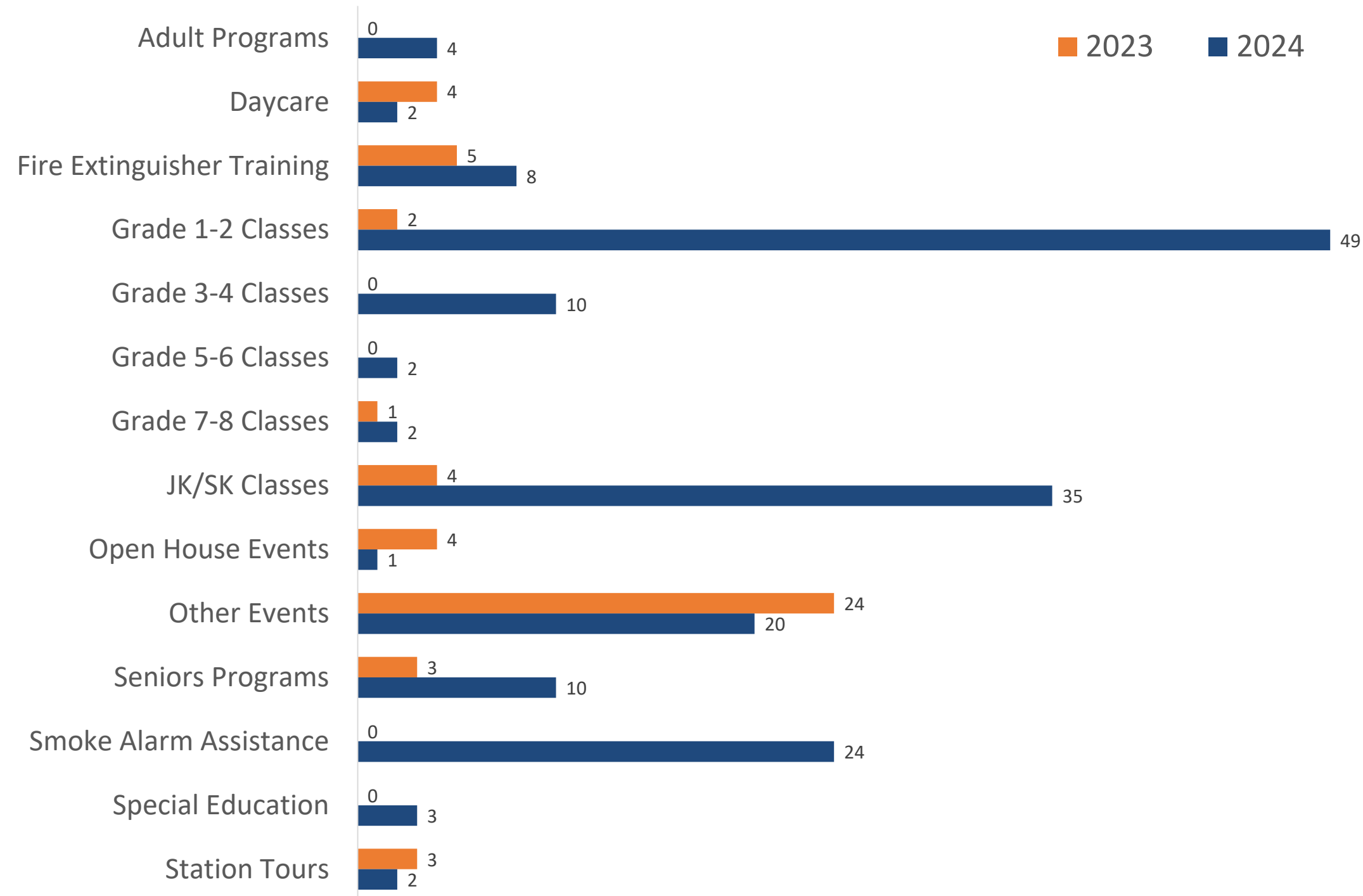
Fire Service Department Organizational Chart



Fire Prevention & Public Education 2024



Public Education Events



**2023 Total
Number
of People**
8588

**2024 Total
Number
of People**
9227

Other: Summer School, Camps, Community Organizations, Co-op Classes, Job Fair, Combined Age Groups, Youth at Risk Groups

Public Education The First Line of Defense

Initiative Highlights:

- School Outreach Programs
- Community Workshops and Seminars
- Smoke Alarm Campaign
- Award winning show "Jump Into Fire Safety With Katie" RogersTV
- Public Awareness Campaigns

Smoke Alarm & CO Alarm Program



2023

**Total Number
of Smoke Alarm Inspections**

102

Homes Visited

279

**Total Number
of Smoke Alarm Assistance Program**

16

2024

**Total Number
of Smoke Alarm Inspections**

97

Homes Visited

222

**Total Number
of Smoke Alarm Assistance Program**

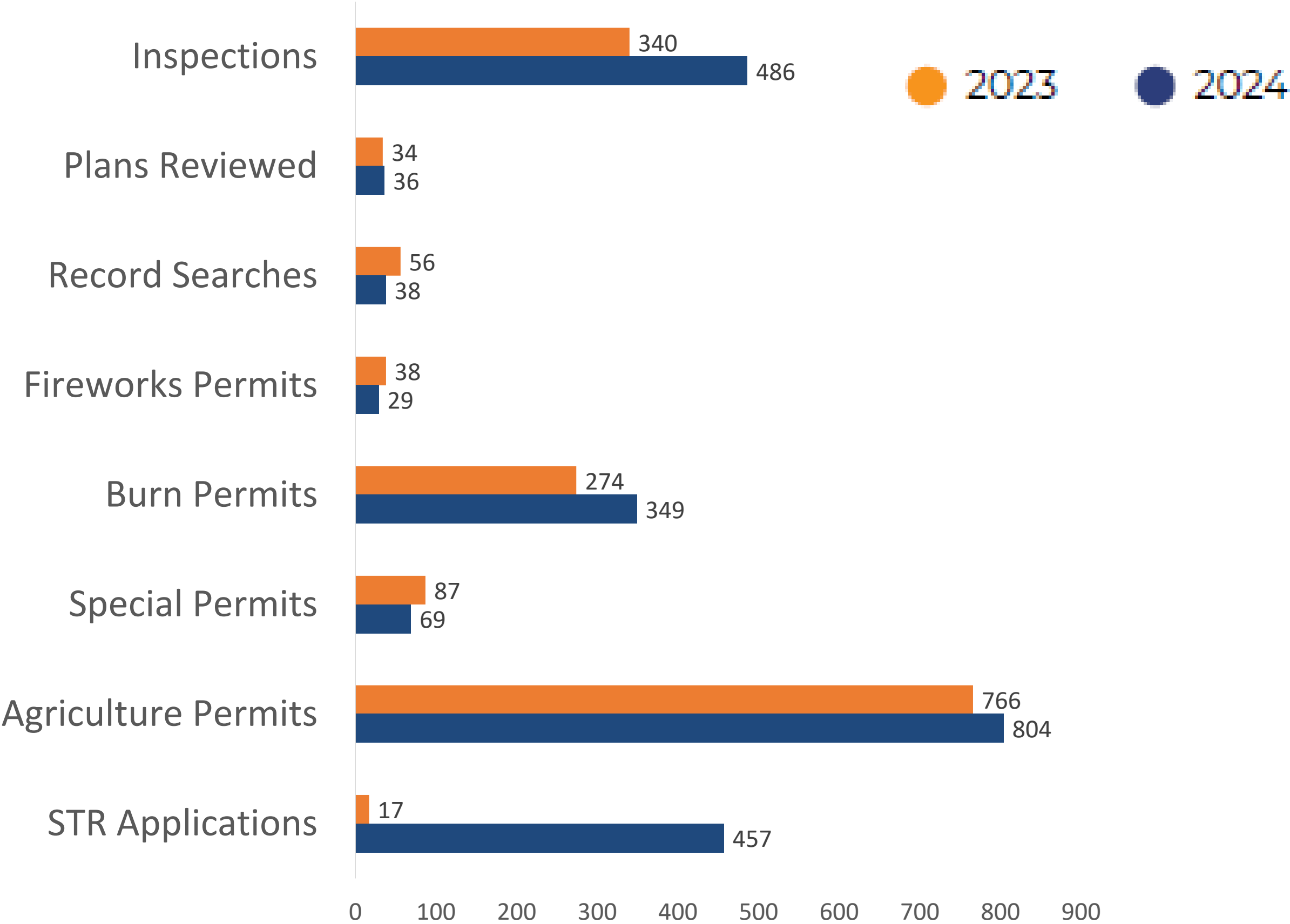
21

Inspection & Enforcement The Second Line of Defense



2023 Inspections
340

2024 Inspections
486



Critical Incident Stress Management and Peer Support Team 2024



Critical Incident Stress Management and Peer Support Team

- In 2024, the team dedicated approximately 32 hours providing one-on-one support to 24 Kawartha Lakes Fire Rescue Service firefighters as part of the 1:1 Peer Support program. No group support was requested from the Peer Support Team during that year.



Training 2024



Training – Key Achievements

- Ice Water Rescue Technician Training

30 Firefighters trained to Ice Water Rescue Technician

- Recruit Firefighter Training

56 recruits trained to Firefighter Level 1

- Apparatus Pump Operator Training

34 Firefighters completed introductory course

- Live Fire Training

132 Firefighters over 6 days of training sessions

- Emergency First Responder Training

- Certification Testing

190 certification tests completed

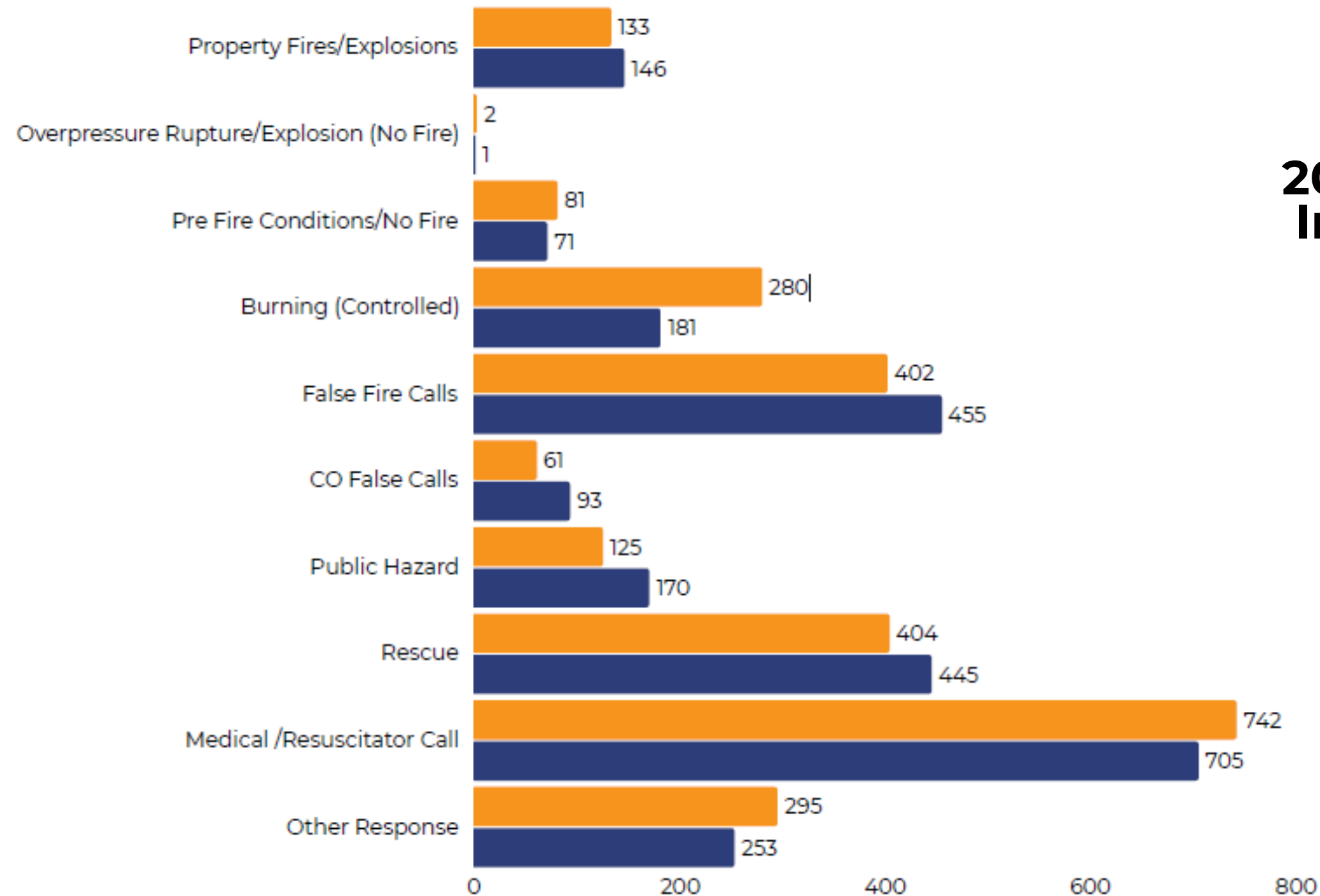


Emergency Response Overview

2024



Responses By Incident Type



2023 Total Incidents
2525

2024 Total Incidents
2520

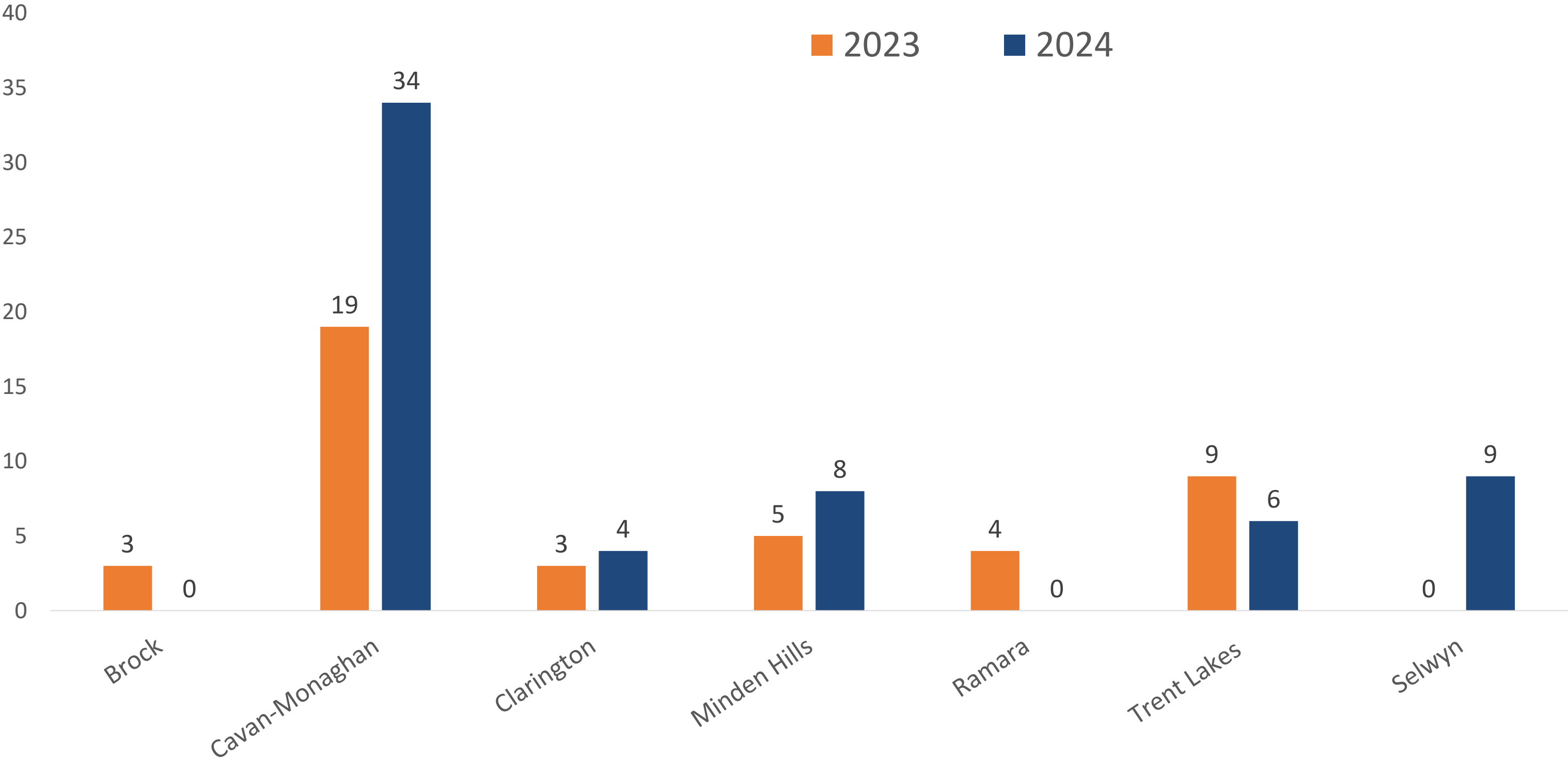
● 2023 Incidents
● 2024 Incidents

2023 Estimated Dollar Loss - Emergency Response Summary		
Fire Response	Total Calls	Estimated Loss
Loss Reported (Includes Injuries/\$Loss)		
Outdoor	5	\$ 255,000
Structure	48	\$ 6,320,950
Vehicle	24	\$ 737,902
Total	77	\$7,313,852

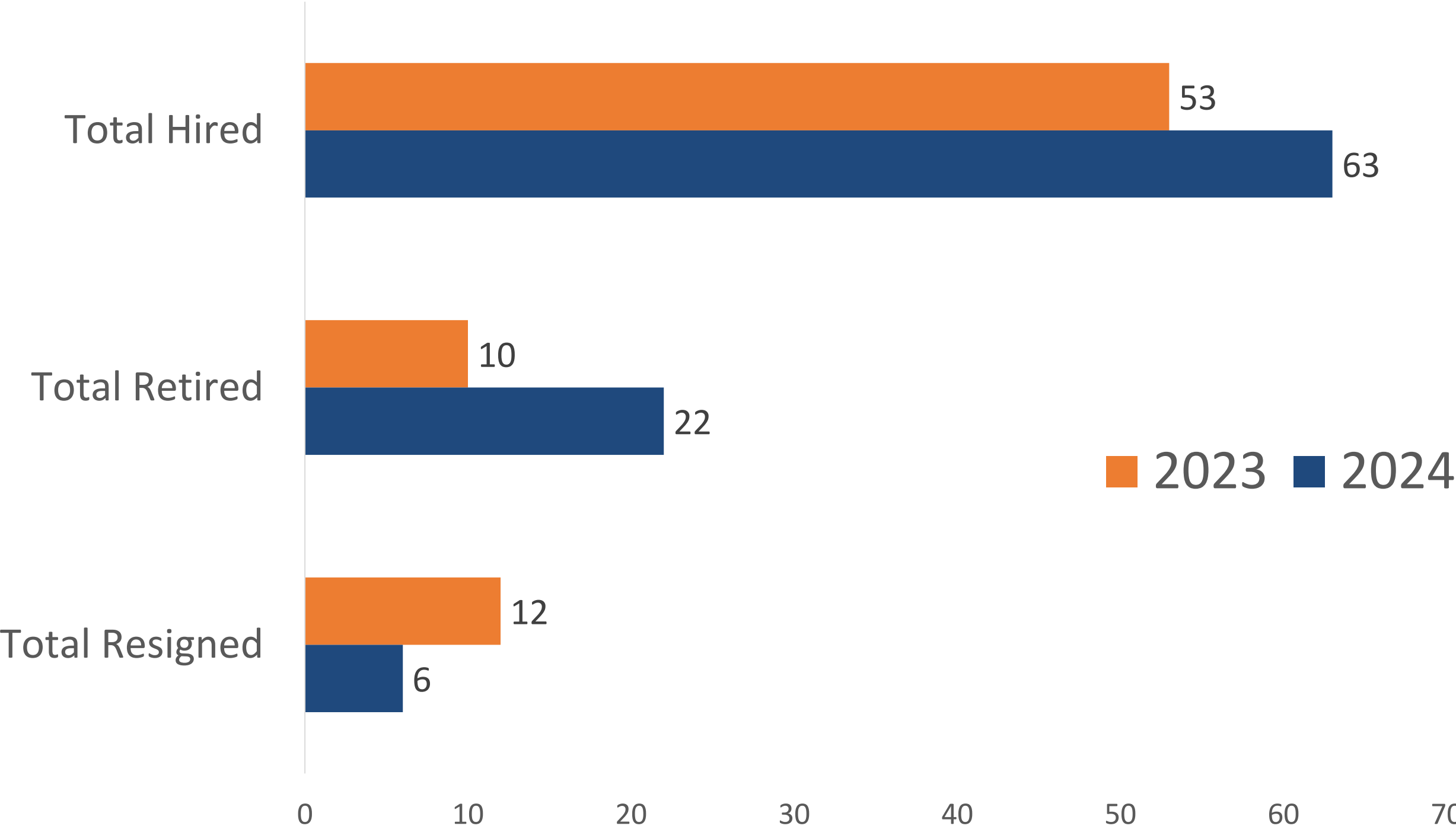
2024 Estimated Dollar Loss - Emergency Response Summary		
Fire Response	Total Calls	Estimated Loss
Loss Reported (Includes Injuries/\$Loss)		
Outdoor	6	\$ 55,100
Structure	73	\$ 13,472,061
Vehicle	33	\$ 862,352
Total	112	\$ 14,389,513

Injury Summary		
	2023	2024
Type of Injury		
Firefighter Injury	3	5
Civilian Injury	4	3
Civilian Fatality	1	1

Automatic Aid Agreements

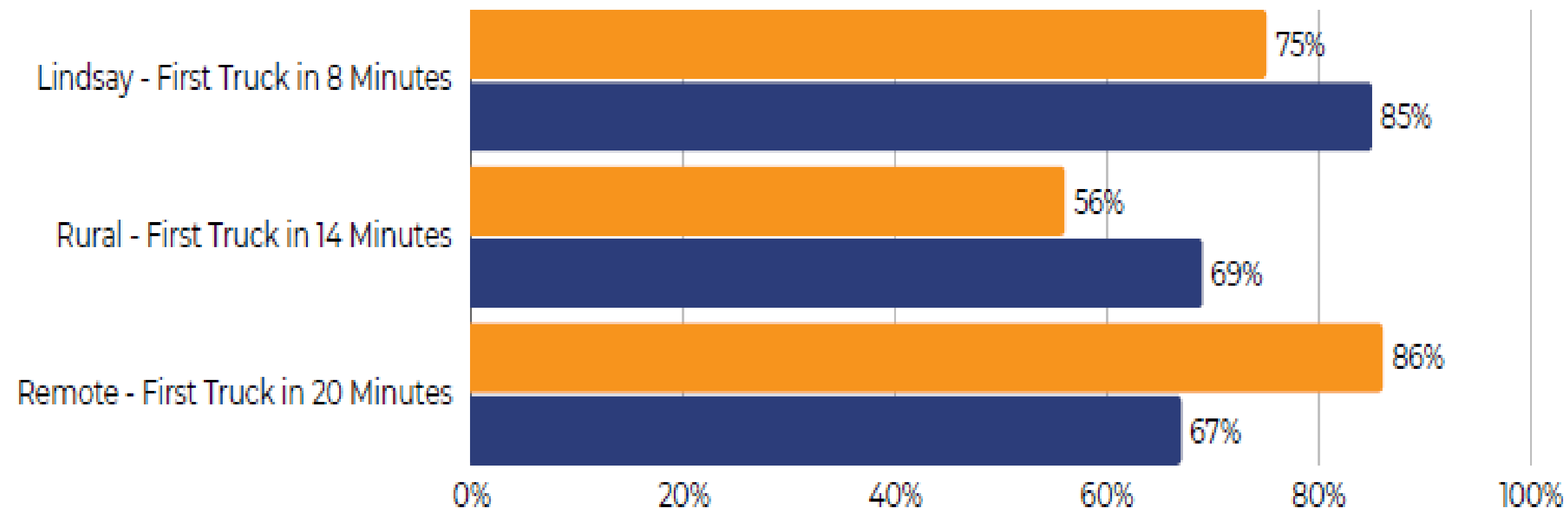


Hired, Retired and Resigned



Average Response Time for Type 1 Fires (Structure)

2023 2024



Station Overview



STATION	# OF CALLS 2023	# OF CALLS 2024	# OF ASSIST CALLS 2023	# OF ASSIST CALLS 2024	# OF STAFF 2023	# OF STAFF 2024
Lindsay FT	988	998	5	14	18	20
Lindsay VFF		9	65	79	21	21
Bobcaygeon	174	202	9	18	20	22
Omemee	148	145	8	10	22	18
Fenelon Falls	172	141	23	43	24	25
Kirkfield	133	136	16	18	14	13
Mariposa	159	127	20	28	22	26
Pontypool	74	102	14	6	18	20
Coboconk	94	99	31	44	19	19
Norland	79	84	12	17	17	20

Stations ranked in order of highest number of calls for 2024

Station Overview – Page 2

STATION	# OF CALLS 2023	# OF CALLS 2024	# OF ASSIST CALLS 2023	# OF ASSIST CALLS 2024	# OF STAFF 2023	# OF STAFF 2024
Bethany	63	81	21	24	13	21
Cameron	68	80	24	27	21	22
Woodville	44	60	25	28	16	17
Carden	52	58	12	14	12	13
Dunsford	63	57	12	26	16	18
Janetville	55	45	5	17	19	20
Emily	70	41	25	43	20	18
Burnt River	37	36	24	21	13	13
Kinmount	52	28	8	8	9	10
Ops	0	0	45	73	18	22

2024 Accomplishments

Administration

- Launch of Cityworks Public Access Portal for Fire Service Permits
- Updated the Fire Service Establishing and Regulating Bylaw
- Hired two (2) Deputy Fire Chief

Fire Prevention

- Completed Community Risk Assessment
- Award Winning Jump Into Fire Safety with Katie Show
Ontario Association of Fire Educators Program of the Year

Suppression Services

- Hired two (2) full-time Firefighters
- Hired sixty three (63) Volunteer Firefighters

Training

- Hired one (1) full-time Training Instructor
- 100 Firefighters completed NFPA 1001 Level 1
- 11 Firefighters completed NFPA 1001 Level 2
- 79 Firefighters completed NFPA 1072 Hazmat Awareness



Questions/Comments