

Jump In Kawartha Lakes

Report Type: Form Results Summary

Date Range: 15-04-2025 - 12-05-2025

Exported: 12-05-2025 10:04:06

Closed

Blue Box Regulation for ICI Properties Survey
Blue Box Regulation Impacts to ICI Properties

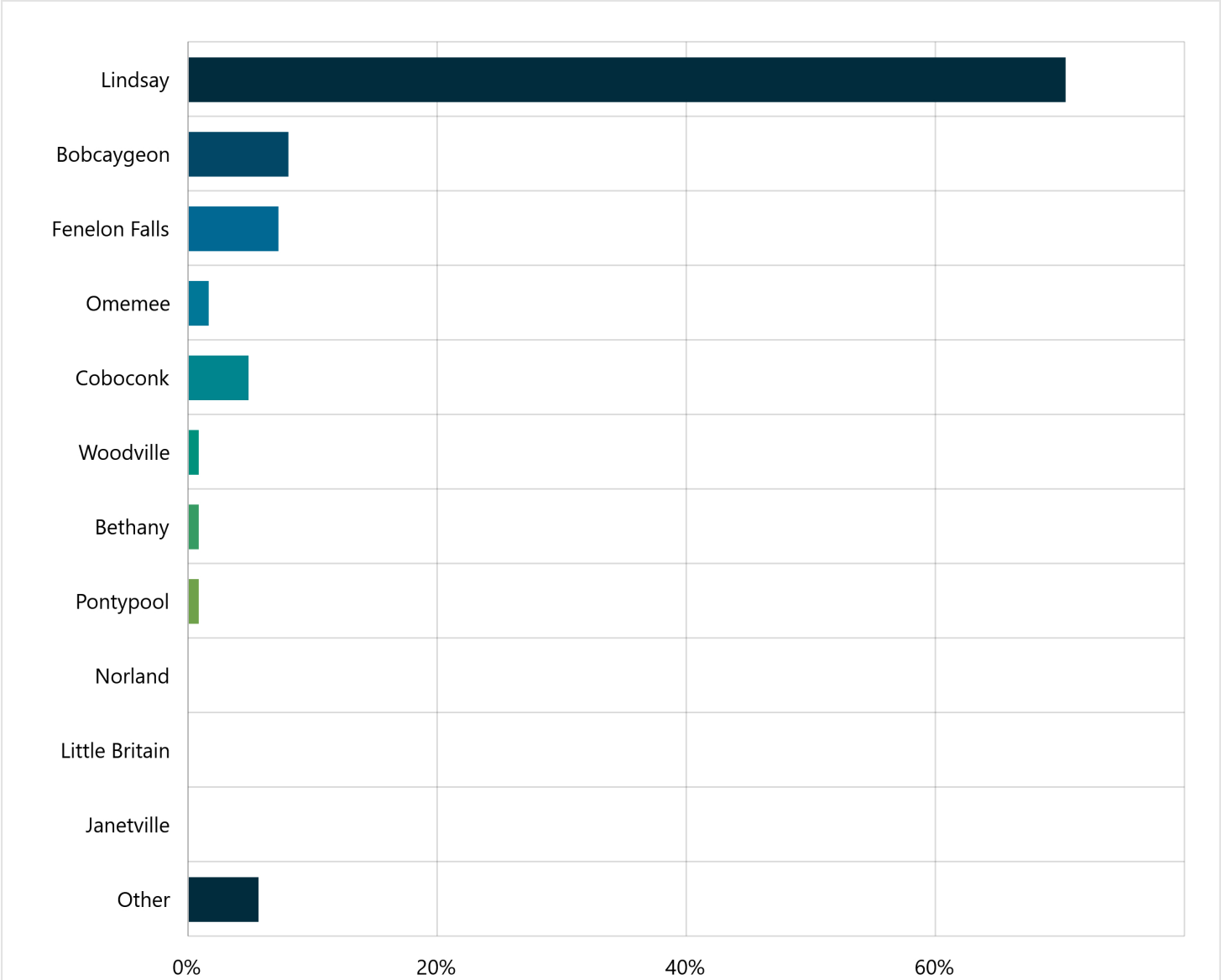
118
Contributors

125
Contributions

Contribution Summary

1. Which area of the municipality are you located in? Required

Multi Choice | Skipped: 0 | Answered: 125 (100%)

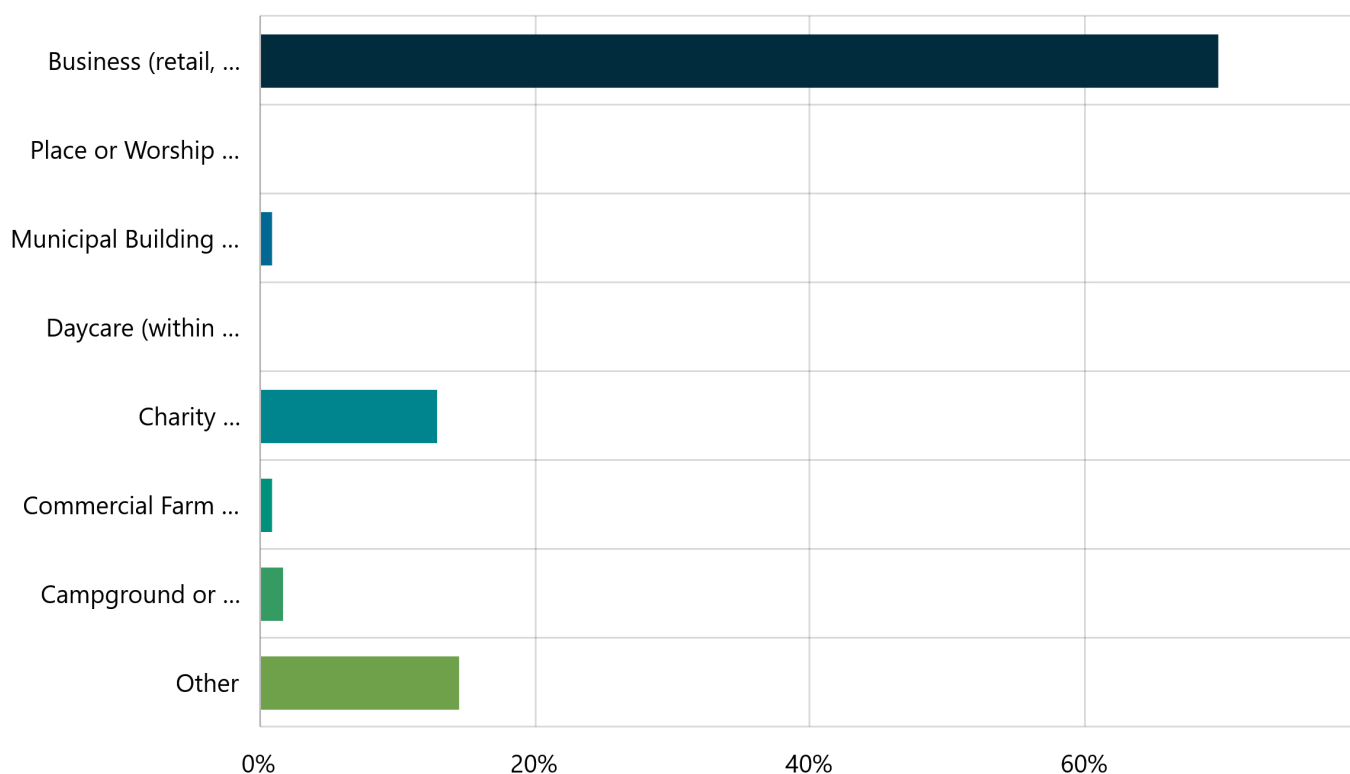


Answer choices	Percent	Count
Lindsay	70.40%	88
Bobcaygeon	8.00%	10

Fenelon Falls	7.20%	9
Omeme	1.60%	2
Coboconk	4.80%	6
Woodville	0.80%	1
Bethany	0.80%	1
Pontypool	0.80%	1
Norland	0%	0
Little Britain	0%	0
Janetville	0%	0
Other	5.60%	7
Total	100.00%	125

2. What type of Industrial, Commercial or Institutional Property are you representing? Required

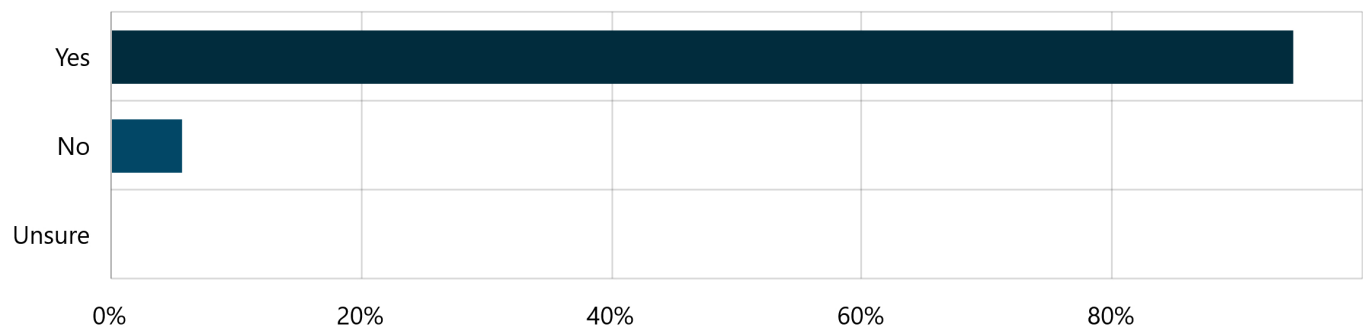
Multi Choice | Skipped: 0 | Answered: 125 (100%)



Answer choices	Percent	Count
Business (retail, grocery, office, food service/restaurant, gas bar, marina, etc.)	69.60%	87
Place or Worship (church, synagogue, mosque, temple, community centre within a church)	0%	0
Municipal Building (library, community centre, arena, municipal office, shelter)	0.80%	1
Daycare (within church, within school, in-home, stand alone)	0%	0
Charity (not-for-profit, charity, event)	12.80%	16
Commercial Farm (farm operation, barn, office)	0.80%	1
Campground or Trailer Park	1.60%	2
Other	14.40%	18
Total	100.00%	125

3. Do you currently receive curbside blue box collection at your Industrial, Commercial or Institutional (ICI) Property? Required

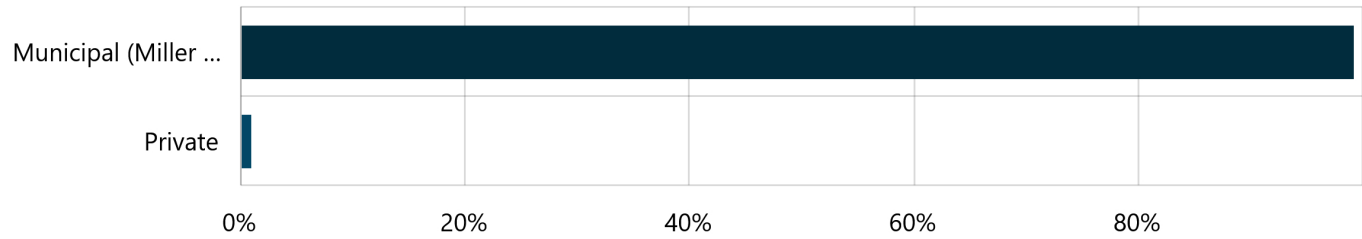
Select Box | Skipped: 0 | Answered: 125 (100%)



Answer choices	Percent	Count
Yes	94.40%	118
No	5.60%	7
Unsure	0%	0
Total	100.00%	125

4. If you selected yes, is your collection picked up by the municipality (Miller Waste) or is it collected by a private company? Required

Select Box | Skipped: 7 | Answered: 118 (94.4%)



Answer choices	Percent	Count
Municipal (Miller Waste)	99.15%	117
Private	0.85%	1
Total	100.00%	118

5. If you selected unsure, please briefly explain why you are unsure if you receive curbside blue box collection?

Short Text | Skipped: 125 | Answered: 0 (0%)

Sentiment

No sentiment data

Tags

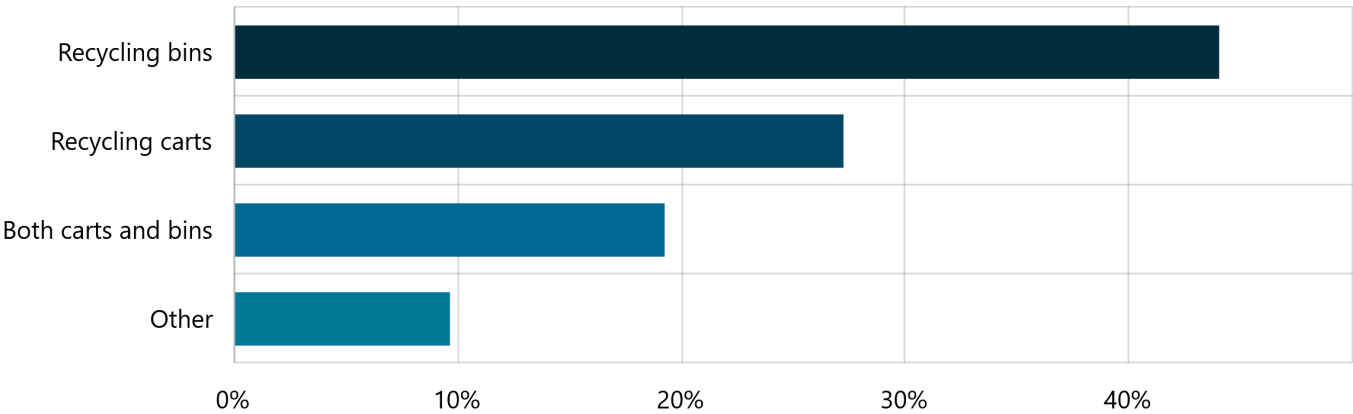
No tag data

Featured Contributions

No featured contributions

6. What type of containers do you utilize for recycling collection at your ICI property? Required

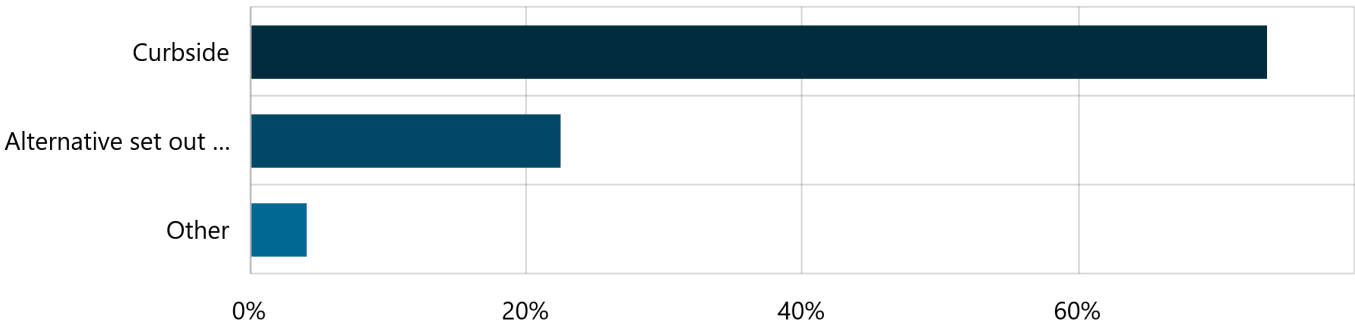
Multi Choice | Skipped: 0 | Answered: 125 (100%)



Answer choices	Percent	Count
Recycling bins	44.00%	55
Recycling carts	27.20%	34
Both carts and bins	19.20%	24
Other	9.60%	12
Total	100.00%	125

7. Where do you set out your recycling containers for your ICI property? Required

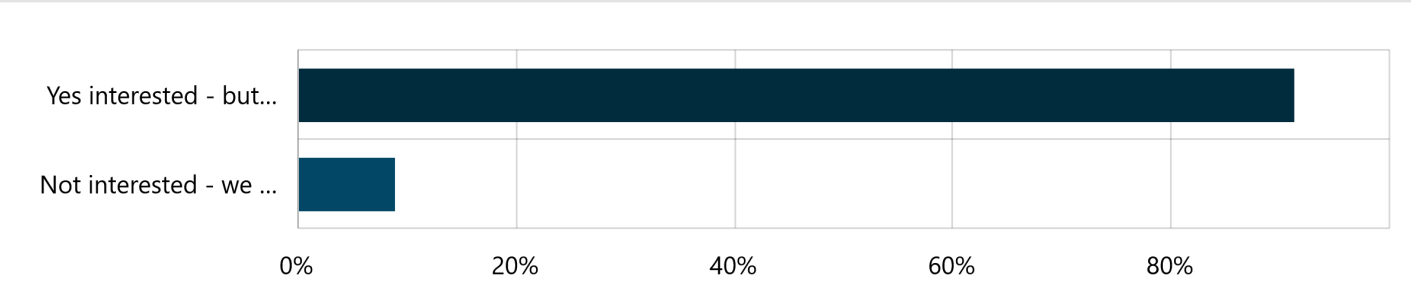
Multi Choice | Skipped: 0 | Answered: 125 (100%)



Answer choices	Percent	Count
Curbside	73.60%	92
Alternative set out location (i.e. behind building or communal location)	22.40%	28
Other	4.00%	5
Total	100.00%	125

8. If the municipality coordinates a joint procurement process (i.e. businesses join together to coordinate a collective service and share the cost based on the number of businesses participating) would you be interested in participating? Required

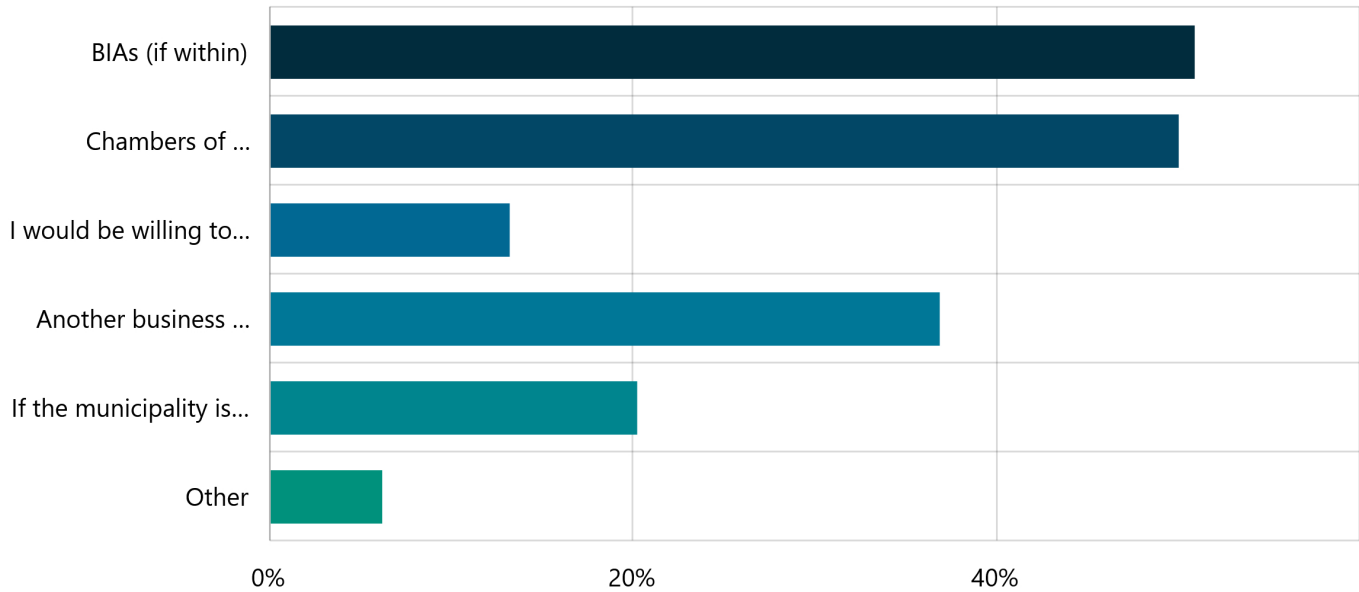
Multi Choice | Skipped: 0 | Answered: 125 (100%)



Answer choices	Percent	Count
Yes interested - but would like more information	91.20%	114
Not interested - we would like to find and hire our own private collector	8.80%	11
Total	100.00%	125

9. If the municipality does not coordinate this process, who would you be willing to work with as a lead organization to look after these services? (select all that apply) Required

Multi Choice | Skipped: 11 | Answered: 114 (91.2%)



Answer choices	Percent	Count
BIAs (if within)	50.88%	58
Chambers of Commerce (if within)	50.00%	57
I would be willing to participate/assist in coordinating (if not within BIA or Chambers of Commerce area)	13.16%	15
Another business professional that is willing to coordinate	36.84%	42
If the municipality is not leading, I am no longer interested	20.18%	23
Other	6.14%	7

10. Do you have any suggestions on coordinating this effort?

Short Text | Skipped: 68 | Answered: 57 (45.6%)

Sentiment

No sentiment data

Tags

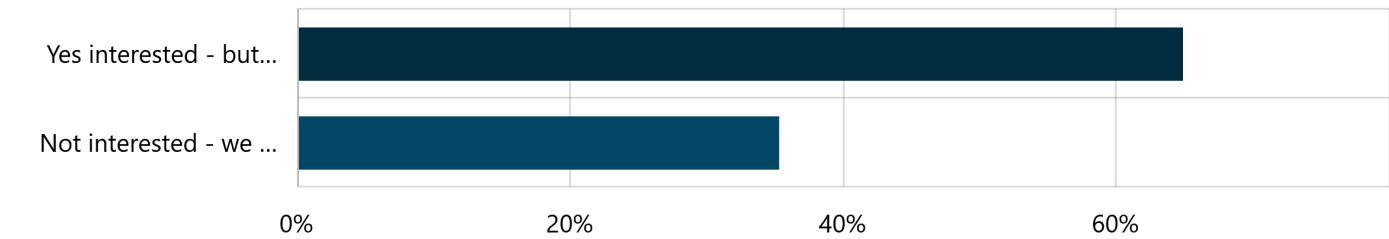
No tag data

Featured Contributions

No featured contributions

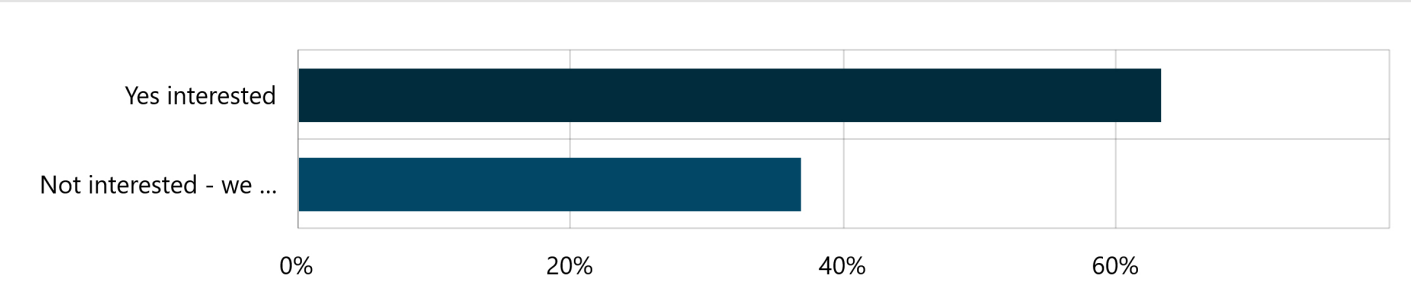
11. Would you be willing to pay a Commercial Tax Levy for recycling services? Required

Multi Choice | Skipped: 0 | Answered: 125 (100%)



Answer choices	Percent	Count
Yes interested - but would like more information	64.80%	81
Not interested - we would like to find and hire our own private collector	35.20%	44
Total	100.00%	125

12. Would you be interested in a list of companies that provide private recycling collection services in the municipality? Required
Multi Choice | Skipped: 0 | Answered: 125 (100%)



Answer choices	Percent	Count
Yes interested	63.20%	79
Not interested - we would like to find and hire our own private collector	36.80%	46
Total	100.00%	125